

High Frequency Ceramic Solutions


5.4GHz Band Pass Filter, EIA 0603, SMD

P/N 5400BP14A0950

Detail Specification: 5/2/2017

Page 1 of 3

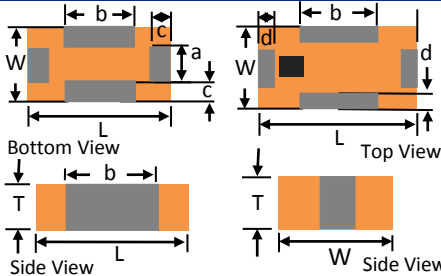
General Specifications

Part Number	5400BP14A0950		
Frequency (MHz)	4900 - 5850		
Insertion Loss (dB)	1.5max. @25C 1.7max. @-40C to 85C		
Return Loss	9.5 dB min.		
Attenuation (min.)	33 dB @ 100 - 2170 MHz		
Attenuation (min.)	29 dB @ 2170 - 2500 MHz	Operating Temperature	-40 to +85°C
Attenuation (min.)	32 dB @ 9800 - 12000 MHz	Storage Temperature	-40 to +85°C
Reel Quantity	4,000	Storage Period	18 Months max.*
Recommended Storage Conditions for unused T&R Product*	+5 ~ +35°C, Humidity: 45~75%RH	Solder Paste	SAC 305 type is recommended
		Input Power	1W max. (CW)

*18 months in vacuum sealed bag and 1 week after opened. Please keep unused parts in vacuum sealed bags. For more info go to www.johansontechnology.com/silverleads.

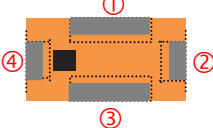
P/N Suffix	Packing Style	Bulk	Suffix = S	eg. 5400BP14A0950S
		T & R	Suffix = T	eg. 5400BP14A0950T
Evaluation Board		5400BP14A0950-EB1SMA		

Mechanical Specifications

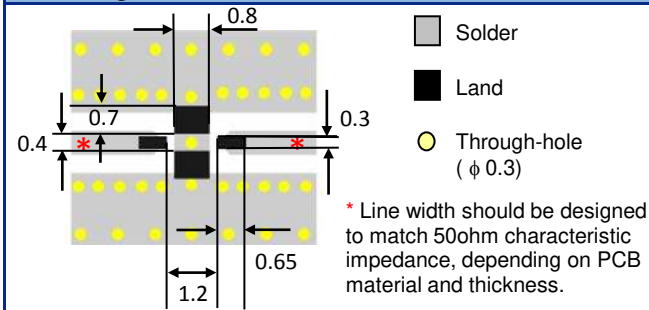
	In	mm		
L	0.063 ± 0.006	1.60 ± 0.15	Bottom View	Top View
W	0.031 ± 0.006	0.80 ± 0.15	Side View	Side View
T	0.024 ± 0.002	0.60 ± 0.05		
a	0.012 ± 0.004	0.30 ± 0.10		
b	0.028 ± 0.004	0.70 ± 0.10		
c	0.008 ± 0.004	0.20 ± 0.10		
d	0.006 ± 0.002	0.15 ± 0.05		

Terminal Configuration

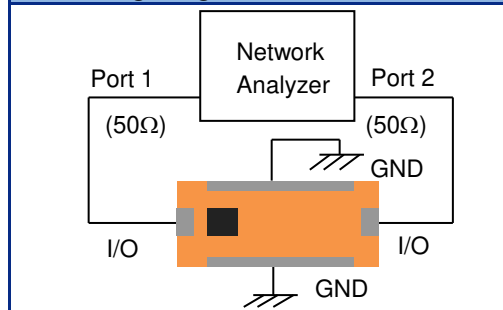
1	GND
2	OUT
3	GND
4	IN



Mounting Considerations



Measuring Diagram



Want the layout file of the above? Send us a message at: www.johansontechnology.com/component/techquestion

Johanson Technology, Inc. reserves the right to make design changes without notice.

All sales are subject to Johanson Technology, Inc. terms and conditions.



www.johansontechnology.com

4001 Calle Tecate • Camarillo, CA 93012 • TEL 805.389.1166 FAX 805.389.1821

Ver. 1.1

2014 Johanson Technology, Inc. All Rights Reserved

High Frequency Ceramic Solutions

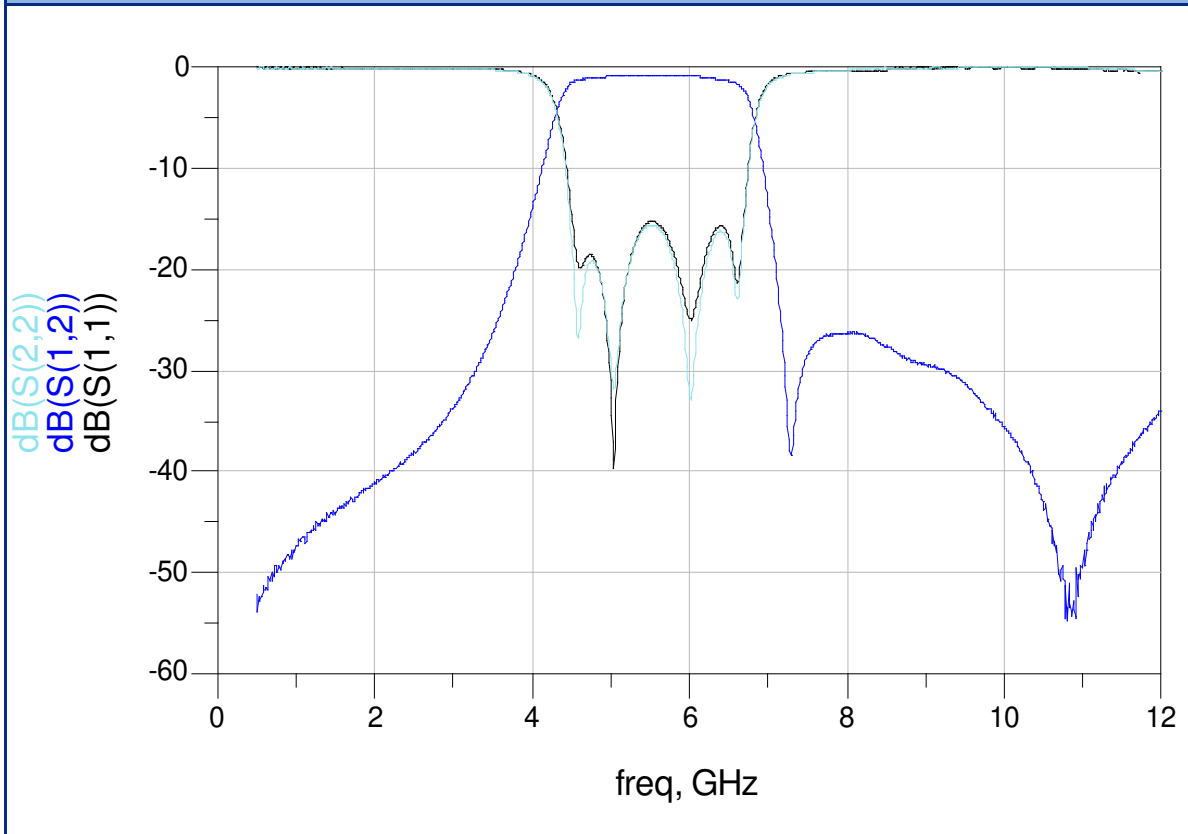
5.4GHz Band Pass Filter, EIA 0603, SMD

P/N 5400BP14A0950

Detail Specification: 5/2/2017

Page 2 of 3

Electrical Characteristics (T=25°C)



Johanson Technology, Inc. reserves the right to make design changes without notice.
All sales are subject to Johanson Technology, Inc. terms and conditions.



www.johansontechnology.com

4001 Calle Tecate • Camarillo, CA 93012 • TEL 805.389.1166 FAX 805.389.1821

Ver. 1.0

2014 Johanson Technology, Inc. All Rights Reserved

High Frequency Ceramic Solutions

5.4GHz Band Pass Filter, EIA 0603, SMD

P/N 5400BP14A0950

Detail Specification: 5/2/2017

Page 3 of 3

Packaging information

www.johansontechnology.com/ipcpackaging.html

Soldering Information

www.johansontechnology.com/ipcsoldering-profile

RoHS Compliance

www.johansontechnology.com/technical-notes/rohs-compliance.html

MSL Info

www.johansontechnology.com/technical-notes/msl-rating.html

To Download Measured S-parameters for Evaluation and Simulation:

www.johansontechnology.com/bpf

For layout review contact our Applications Team at:

www.johansontechnology.com/component/techquestion?Itemid=407

Johanson Technology, Inc. reserves the right to make design changes without notice.
All sales are subject to Johanson Technology, Inc. terms and conditions.



www.johansontechnology.com

4001 Calle Tecate • Camarillo, CA 93012 • TEL 805.389.1166 FAX 805.389.1821

Ver. 1.0

2014 Johanson Technology, Inc. All Rights Reserved