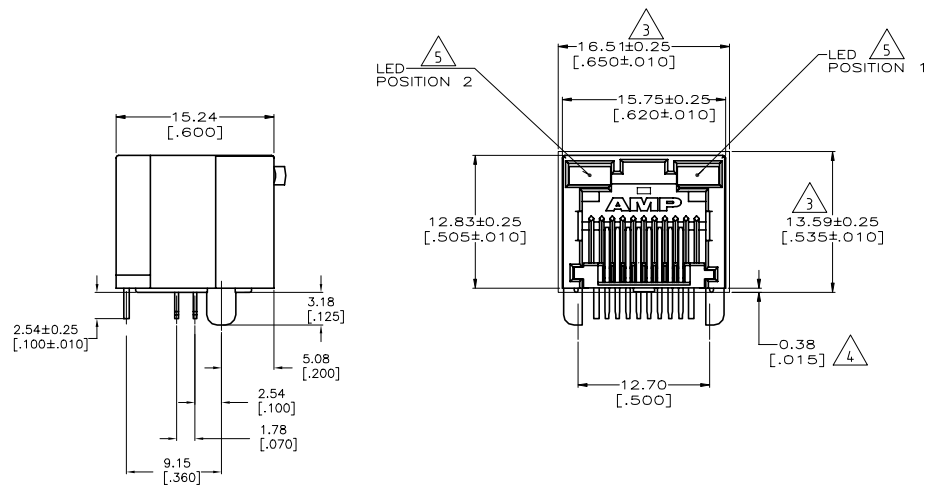
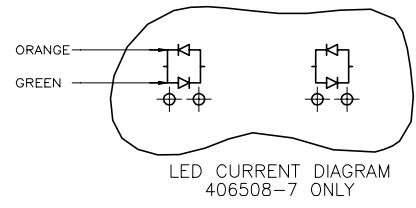
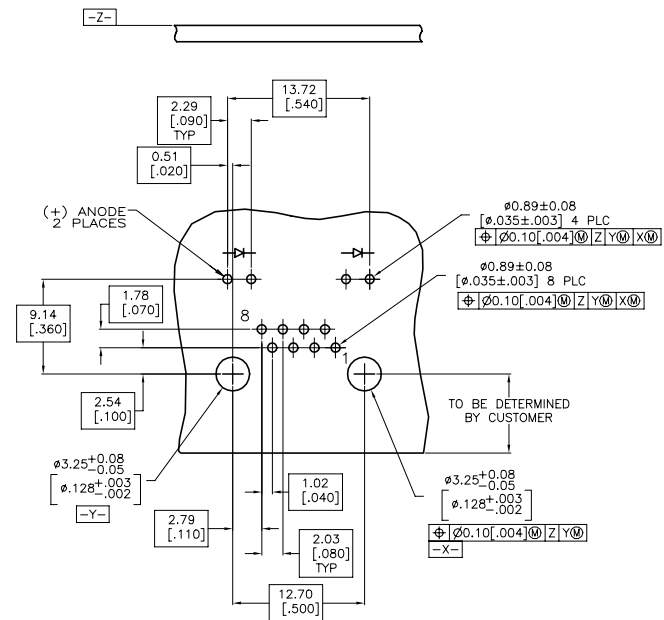


REVISIONS				
TR	LINE	DESCRIPTION	DATE	BY / APPR
	C3	ECO-18-014918	29AUG2020	RR / SH



- MATERIAL:
HOUSING – HIGH TEMPERATURE THERMOPLASTIC, BLACK, UL94V-0.
TERMINALS – 0.36[.014] THICK PHOS BRONZE PLATED WITH 3.81µm[.000150] MINIMUM THICK BRIGHT TIN LEAD IN SOLDER AREA. 1.27µm [.000050] MINIMUM GOLD IN LOCALIZED PLATE AREA. ENTIRE TERMINAL PLATED WITH 1.27µm [.000050] MINIMUM THICK NICKEL.
LIGHT EMITTING DIODE (LED) – DIFFUSED EPOXY LENS, 0.51 x 0.51[.020 x .020] CARBON STEEL WIREFRAME LEADS PLATED WITH 8.89µm[.000350] TIN/COPPER OVER 2.03µm[.000080] SILVER OVER 1.02µm[.000040] NICKEL UNDERPLATE OVER 2.03µm[.000080] COPPER UNDERPLATE.
 - JACK CAVITY CONFORMS TO FCC RULES AND REGULATIONS PART 68, SUBPART F.
- △ SUGGESTED PANEL OPENING DIMENSIONS.
△ SUGGESTED CLEARANCE BETWEEN BOTTOM OF CONNECTOR AND BOTTOM PANEL OPENING.
△ SEE TABLE FOR COLOR OF LEDS AND NUMBER REQUIRED.
- THIS MODULAR JACK WITH INTEGRATED LED IS NOT IR REFLOW SOLDERING PROCESS COMPATIBLE.
 - OBsolete PARTS: OBsolete CIS STREAMLINING PER D.RENAUD/D.SINISI



RECOMMENDED PRINTED CIRCUIT BOARD LAYOUT (COMPONENT SIDE)

INDICATOR COLOR	POSITION 2	POSITION 1	PART NUMBER
△ OBSOLETE	ORANGE/GREEN	ORANGE/GREEN	406508-7
△ OBSOLETE	YELLOW	YELLOW	406508-6
△ OBSOLETE	GREEN	GREEN	406508-5
△ SUPERSEDED	GREEN	YELLOW	406508-4
△	YELLOW	-	406508-3
△ OBSOLETE	-	GREEN	406508-2
	YELLOW	GREEN	406508-1

THIS DRAWING IS A CONTROLLED DOCUMENT. DATE: 17SEP97 BY: SPRINKLE

TE Connectivity

INVERTED MODULAR JACK ASSEMBLY, 1X1, LED, ZERO INSERTION FORCE

109-1163-4

114-2154

0.000000

100779

406508

SCALE: 4:1 SHEET 1 OF 1 REV: C3