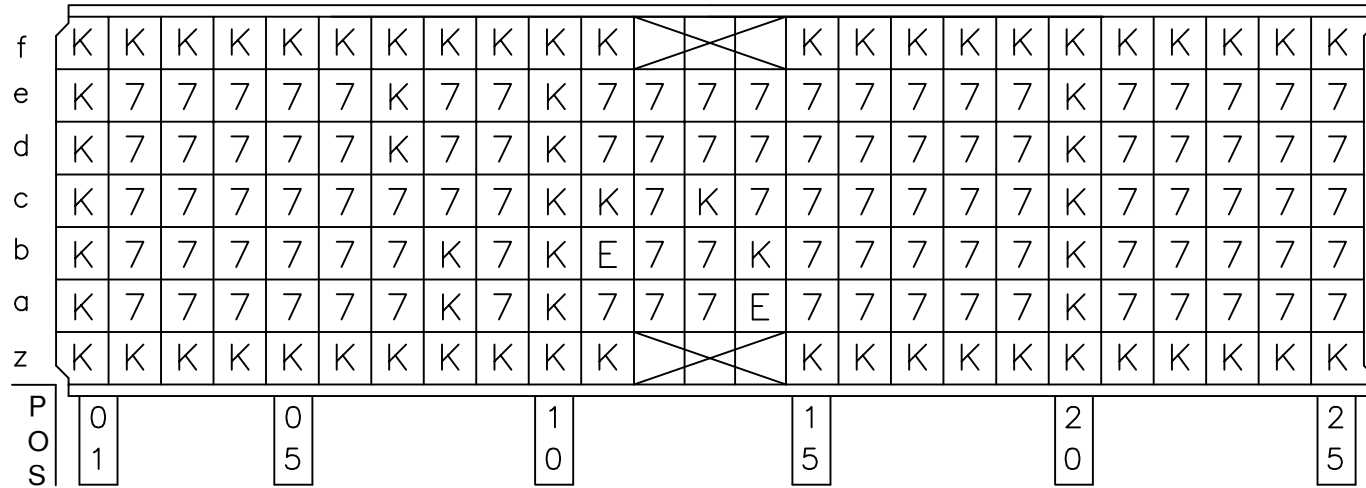
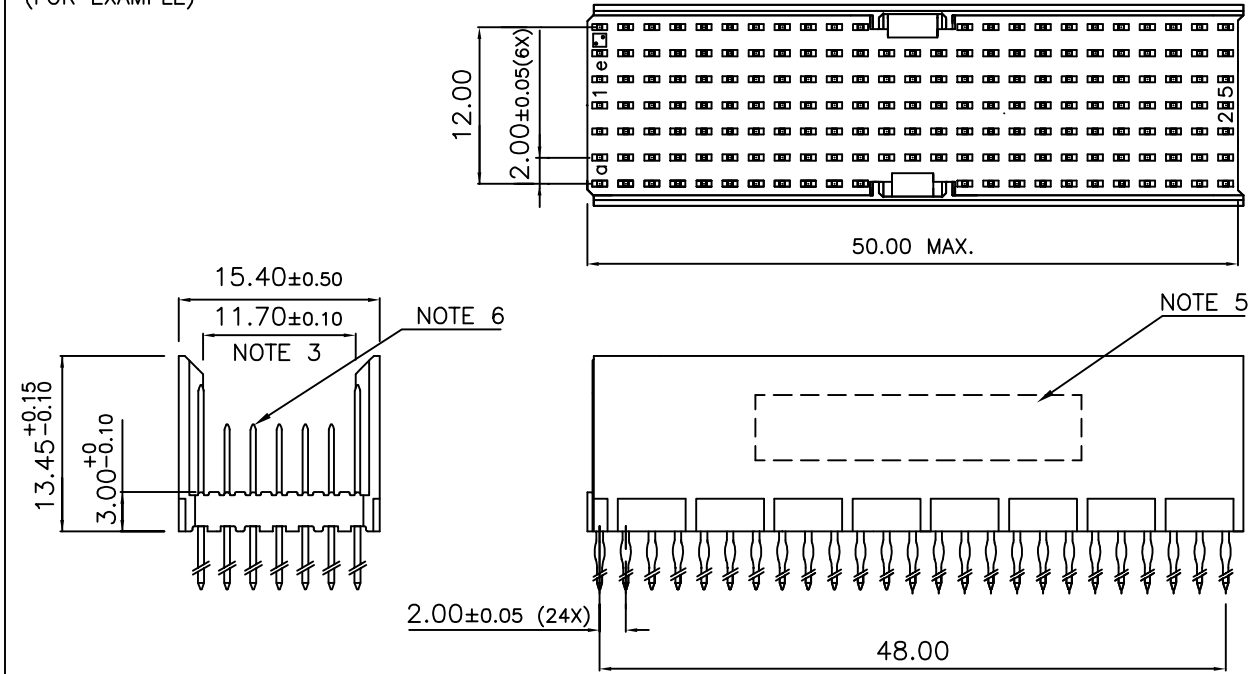


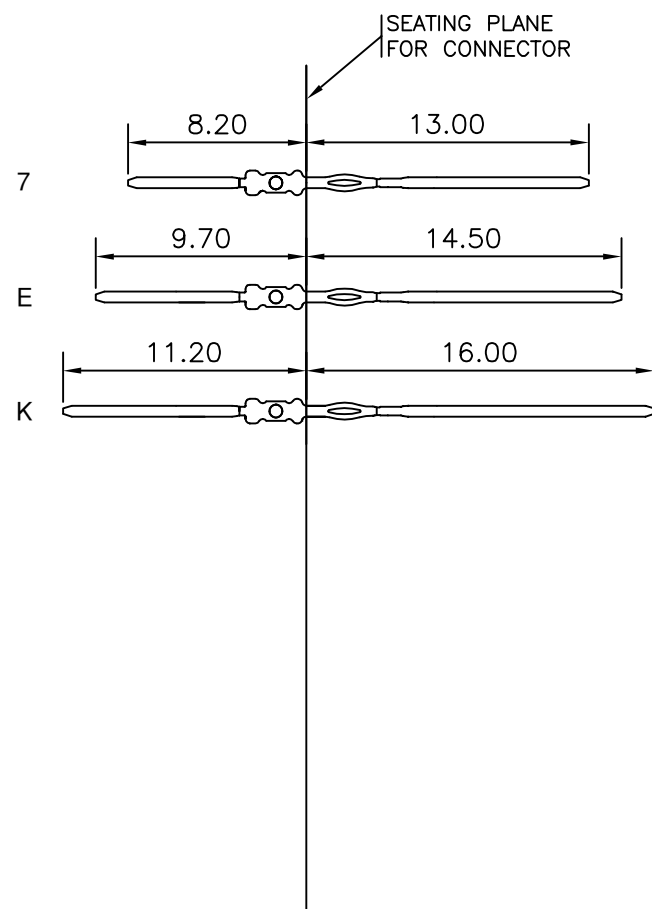
LOADING PATTERN MATING SIDE



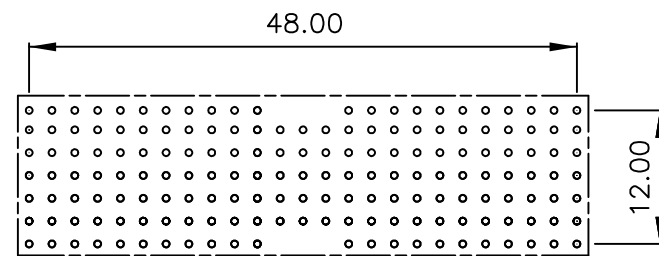
LOADED CONNECTOR ASSEMBLY (FOR EXAMPLE)



CONTACT OVERVIEW



LAY-OUT P.C.B.-HOLE



HM2P65PNE374-
 LEAD FREE INDICATOR : LF = LEAD FREE (DIGIT 15 & 16)
 PLATING CODE (DIGIT 13 AND 14) (REF DRW NO. BS,C , 201844 , 003)

NOTES

- THIS PRODUCT IS CSA APPROVED.
- THIS PRODUCT IS UL RECOGNIZED.
- MEASURED AT THE BOTTOM.
- MATERIAL CONTACT: PHOSPHORBRONZE
HOUSING: CREAM WHITE GLASS FILLED POLYESTER UL-94V0
- CONNECTOR PRINTED WITH P/N AND DATE CODE.
- FOR ACTUAL CONTACT LOADINGS, SEE LOADING PATTERN MATING SIDE.
- SHAPE OF CONNECTOR HOUSING CAN ALTER DEPENDING ON PRODUCTION LOCATION
- THE PRODUCT (LF) MEETS EUROPEAN UNION DIRECTIVES AND OTHER COUNTRY REGULATIONS AS DESCRIBED IN GS-22-008
- FOR RECOMMENDED PTH DIMENSIONS REFER DRAWING : BS, A , 201572 , 001

CATALOG NO: HM2P65PNE374- ---

mat'l. code SEE NOTE 4				surface ISO 1302 ✓		tolerance ISO 406 ISO 1101		projection MM		product family MLLIPACS			
litr				ecn no		dr		date		tolerances unless otherwise specified			
A				104-0035		MINI		2004/02/15		angles		linear	
B				105-0188		MINI		2005/10/13		0°±1°		.0±0.2	
C				106-0090		MINI		2006/06/27		linear		.00±0.1	
										scale		-	
						dr		MINI K VANDANATH		2004/02/15		dwg no	
						enr		BIJU K PAUL		2004/02/15		sheet 1 of 1	
						chr		BIJU K PAUL		2006/06/27		size	
						appd		BIJU K PAUL		2006/06/27		A3	
sheet index				revision sheet		c						type	
1				1								Product Customer Drawing	