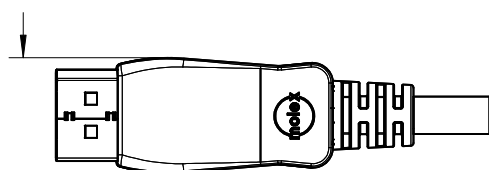
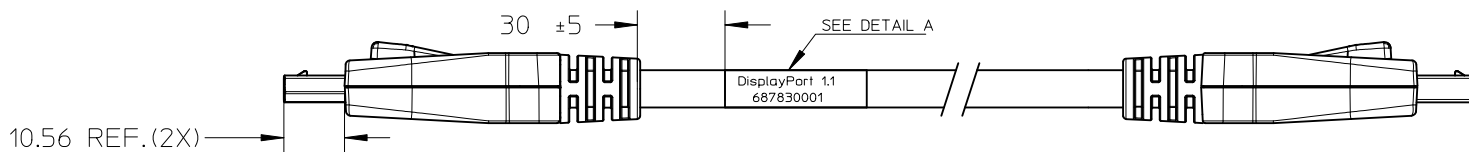
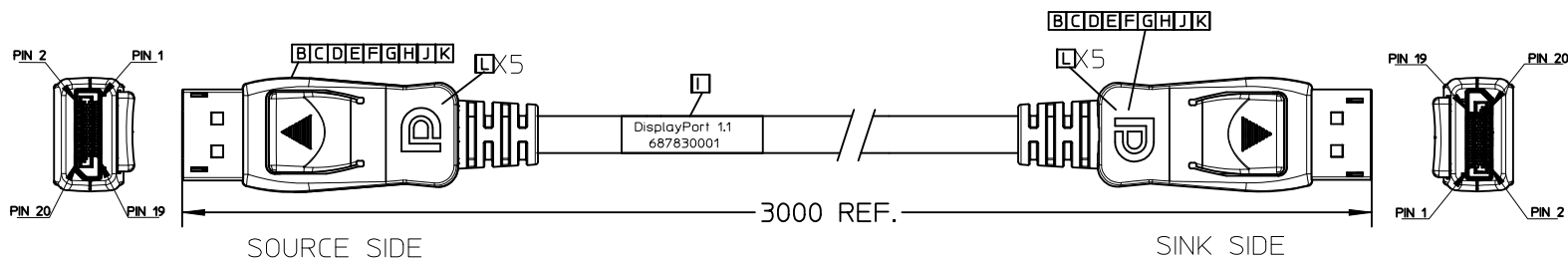



7 6 5 4 3 2 1



20 MAX. (2X)



DETAIL A

ENTER DESCRIPTION EC NO: DG2008-0044 DRWN: XML IANG 2008/06/13 CHKD: 2008/06/18 APPR: BLAU	DESCRIPTION REV	QUALITY SYMBOLS ▽=0 ◻=0	GENERAL TOLERANCES (UNLESS SPECIFIED)	DIMENSION STYLE MM ONLY	SCALE ---	DESIGN UNITS METRIC	THIRD ANGLE PROJECTION															
			<table border="1"> <thead> <tr> <th></th> <th>mm</th> <th>INCH</th> </tr> </thead> <tbody> <tr> <td>4 PLACES</td> <td>±---</td> <td>±---</td> </tr> <tr> <td>3 PLACES</td> <td>±---</td> <td>±---</td> </tr> <tr> <td>2 PLACES</td> <td>±---</td> <td>±---</td> </tr> <tr> <td>1 PLACE</td> <td>±---</td> <td>±---</td> </tr> </tbody> </table>		mm	INCH	4 PLACES	±---	±---	3 PLACES	±---	±---	2 PLACES	±---	±---	1 PLACE	±---	±---	DRAWN BY DATE JL IU13 2007/04/11	TITLE DISPLAYPORT 3M WITH LATCH CABLE ASS'Y		
			mm	INCH																		
		4 PLACES	±---	±---																		
		3 PLACES	±---	±---																		
2 PLACES	±---	±---																				
1 PLACE	±---	±---																				
	CHECKED BY DATE BLAU 2007/04/11	MOLEX INCORPORATED																				
	APPROVED BY DATE BLAU 2007/04/11	MATERIAL NO. 687830001	DOCUMENT NO. SD-68783-001	SHEET NO. 1 OF 2																		
	DRAFT WHERE APPLICABLE MUST REMAIN WITHIN DIMENSIONS	THIS DRAWING CONTAINS INFORMATION THAT IS PROPRIETARY TO MOLEX INCORPORATED AND SHOULD NOT BE USED WITHOUT WRITTEN PERMISSION																				

6 5 4 3 2 1

7

6

5

4

3

2

1

WIRE DIAGRAM:

SHELL		OVERALL BRAID	SHELL	
PIN 20	PWR	N/A	PIN 20	PWR
PIN 19	Re-PWR	ORANGE	PIN 19	Re-PWR
PIN 18	HPD	YELLOW	PIN 18	HPD
PIN 17	AUX(n)	WHITE	PIN 17	AUX(n)
PIN 16	GND	GND	PIN 16	GND
PIN 15	AUX(p)	WHITE	PIN 15	AUX(p)
PIN 14	GND	RED	PIN 14	GND
PIN 13	GND	BROWN	PIN 13	GND
PIN 12	ML3(n)	WHITE	PIN 1	ML3(n)
PIN 11	GND	DRAIN	PIN 2	GND
PIN 10	ML3(p)	WHITE	PIN 3	ML3(p)
PIN 9	ML2(n)	WHITE	PIN 4	ML2(n)
PIN 8	GND	DRAIN	PIN 5	GND
PIN 7	ML2(p)	WHITE	PIN 6	ML2(p)
PIN 6	ML1(n)	WHITE	PIN 7	ML1(n)
PIN 5	GND	DRAIN	PIN 8	GND
PIN 4	ML1(p)	WHITE	PIN 9	ML1(p)
PIN 3	ML0(n)	WHITE	PIN 10	ML0(n)
PIN 2	GND	DRAIN	PIN 11	GND
PIN 1	ML0(p)	WHITE	PIN 12	ML0(p)
SOURCE SIDE	Pin Description	WIRE COLOR	SINK SIDE	Pin Description

NOTE:

1. THE PRODUCT MUST MEET RoHS COMPLIANCE.
2. THE STRAIN RELIEF SHALL BE OVERMOLD WITH BLACK PVC .
3. THE CABLE ASSEMBLY CAN MEET DisplayPort SPECIFICATION 1.1 REVISION.
4. THE LABEL CNA BE PLACED ON THE ANY SIDE FROM THE STRAIN RELIEF 30MM.

L	HST 887805001	4MM REF	10
K	COPPER FOIL 1720002174		2
J	HOT MELT GLUE 887800027	5G REF	
I	LABEL 172000487		1
H	COVER-UP WITH LATCH 47271-0004		2
G	COVER-DOWN 47271-0005		2
F	LATCH 2 47271-2016		2
E	LATCH 1 47271-1016		2
D	INNER-SHELL-LOWER 47271-1009		2
C	INNER-SHELL-UPPER WITH LATCH 47271-1008		2
B	PLUG SUB-ASS'Y CONN. 47271-0011		2
A	DisplayPort AWG30 CABLE	3M ref.	1
ITEM	DESCRIPTION	LENGTH	QTY.

ENTER DESCRIPTION EC NO: DG2008-0044 DRWN:XML IANG 2008/06/13 CHKD: 2008/06/18 APPR:BLAU	DESCRIPTION REV	QUALITY SYMBOLS ▽=0 ▽=0	GENERAL TOLERANCES (UNLESS SPECIFIED)		DIMENSION STYLE MM ONLY		SCALE ---	DESIGN UNITS METRIC	THIRD ANGLE PROJECTION		
			mm	INCH	DRAWN BY JLIU13	DATE 2007/04/11	TITLE DISPLAYPORT 3M WITH LATCH CABLE ASS'Y				
			4 PLACES ±---	±---	CHECKED BY BLAU	DATE 2007/04/11	APPROVED BY BLAU				
			3 PLACES ±---	±---	MATERIAL NO. 687830001		DOCUMENT NO. SD-68783-001		SHEET NO. 2 OF 2		
			2 PLACES ±---	±---	DRAFT WHERE APPLICABLE MUST REMAIN WITHIN DIMENSIONS						
			1 PLACE ±---	±---	SIZE A4						
			ANGULAR ±---°		THIS DRAWING CONTAINS INFORMATION THAT IS PROPRIETARY TO MOLEX INCORPORATED AND SHOULD NOT BE USED WITHOUT WRITTEN PERMISSION						

6

5

4

3

2

1