

## Network cable - VS-M12FSBP-IP20-94B-LI/0,5 - 1403535

Please be informed that the data shown in this PDF Document is generated from our Online Catalog. Please find the complete data in the user's documentation. Our General Terms of Use for Downloads are valid (<http://download.phoenixcontact.com>)



Assembled Ethernet cable, shielded, 4-pair, 26 AWG stranded (7-wire), RAL 5021 (water blue), M12 flush-type socket, rear/screw mounting with M16 thread to RJ45 male connector/IP20, line, length: 0.5 m



### Ethernet

#### Key commercial data

Packing unit	1 1
Weight per Piece (excluding packing)	80.0 GRM
Custom tariff number	85444210
Country of origin	Germany

#### Technical data

##### Mechanical characteristics

Number of positions	8
Shielded	Yes
Insertion/withdrawal cycles	≥ 100
Cable diameter	6.40 mm
Cable exit	Straight
Cable structure	4x2xAWG26/7; S/FTP
Length of cable	0.5 m

##### Ambient conditions

Ambient temperature (operation)	-25 °C ... 60 °C (cable, fixed installation)
	-5 °C ... 60 °C (cable, flexible installation)

##### Material data

Inflammability class according to UL 94	V2
Outer sheath, material	PUR
External sheath, color	water blue RAL 5021

# Network cable - VS-M12FSBP-IP20-94B-LI/0,5 - 1403535

## Classifications

eCl@ss

eCl@ss 4.0	27060306
eCl@ss 4.1	27060306
eCl@ss 5.0	27061801
eCl@ss 5.1	27061801
eCl@ss 6.0	27061801
eCl@ss 7.0	27061801
eCl@ss 8.0	27061801

## ETIM

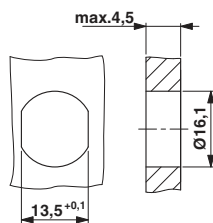
ETIM 3.0	EC000830
ETIM 4.0	EC002599
ETIM 5.0	EC000830

## UNSPSC

UNSPSC 6.01	26121616
UNSPSC 7.0901	26121616
UNSPSC 11	26121604
UNSPSC 12.01	31261501
UNSPSC 13.2	26121616

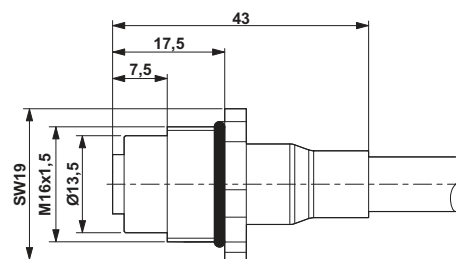
## Drawings

Dimensioned drawing



Housing cutout for M16 fastening thread, mounting panel with feed-through hole (alternatively with surface as protection against rotation)

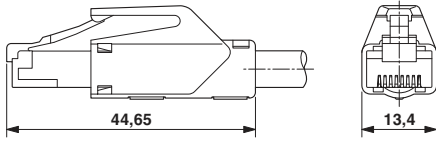
Dimensioned drawing



M12 flush-type connector

# Network cable - VS-M12FSBP-IP20-94B-LI/0,5 - 1403535

Dimensioned drawing



Circuit diagram

