

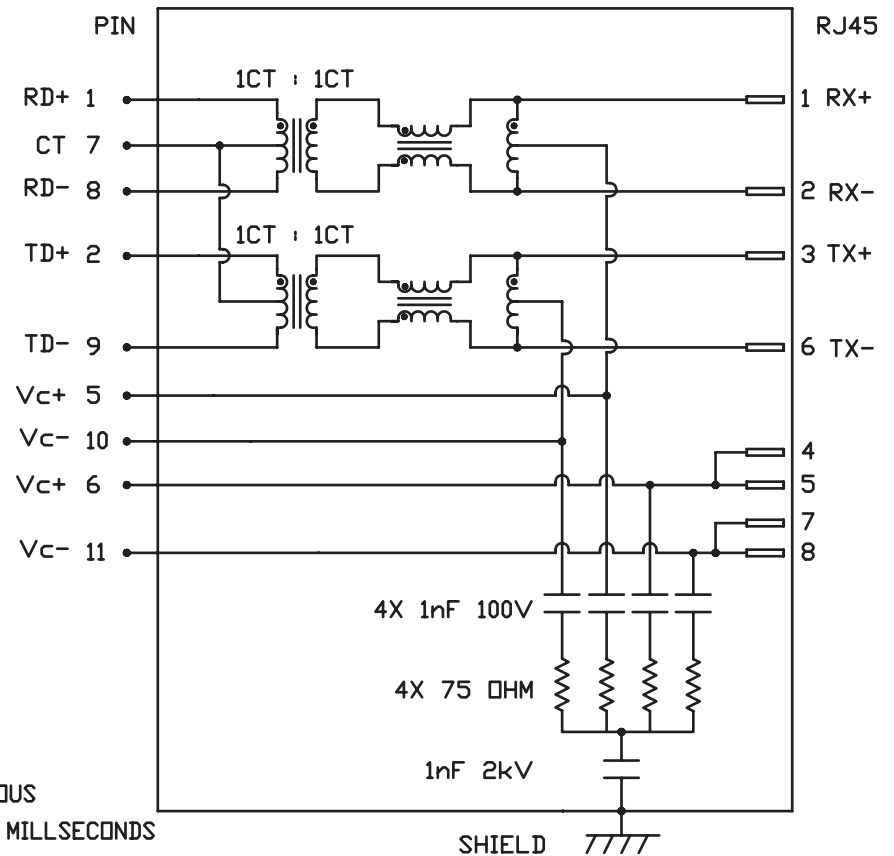
INTEGRATED CONNECTOR MODULES

0813-1X4T-57-F Power over Ethernet MagJack® 1 x 4



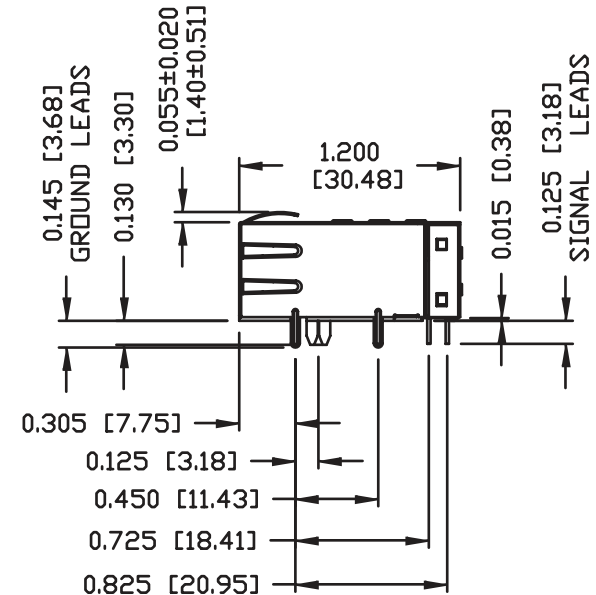
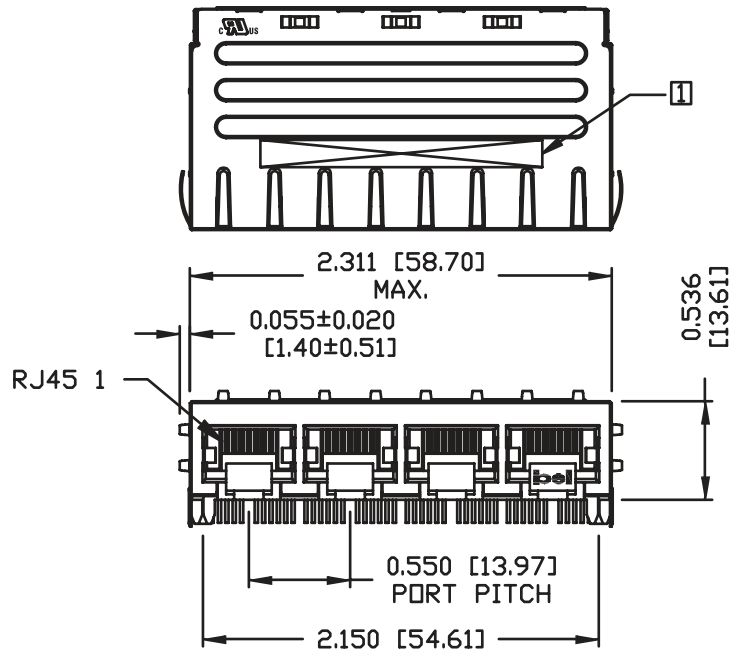
ELECTRICAL CHARACTERISTICS @ 25°C

TURNS RATIO OCL @ 100kHz/100mVRMS 8mA DC BIAS INSERTION LOSS 100KHz TO 100MHz RETURN LOSS (MIN.) 2MHz-30MHz 60MHz-80MHz LEAKAGE INDUCTANCE PRIMARY W/ SECONDARY SHORTED D.C. RESISTANCE (1-8)=(2-9) (RJ1-RJ2)=(RJ3-RJ6) INTERWINDING CAPACITANCE PER CHANNEL (PRI. to SEC.) CROSS TALK 100KHz - 100MHz BALANCED DC LINE CURRENT HIPOT (ISOLATION VOLTAGE)	1CT : 1CT ±2% 350µH MIN. -1.5 dB MAX. 16 dB MIN. 10 dB MIN. 0.25µH MAX. @ 1MHz 1.40 OHM MAX. 1.0 OHM MAX. 40 pF MAX. -30 dB MIN. 350mA MAX. @ 57 VDC CONTINUOUS 500mA MAX. @ 57 VDC FOR 200 MILLSECONDS 2250 VDC
---	--



INTEGRATED CONNECTOR MODULES

0813-1X4T-57-F Power over Ethernet MagJack® 1 x 4



NOTES:

- PLASTIC HOUSING: THERMOPLASTIC PBT
FLAMMABILITY RATING UL 94V-0
- CONTACTS PLATING: 50 MICRO-INCH HARD GOLD PLATING
- PINS: TIN-COATED COPPER WIRE, DIA 0.018 INCH.
- METAL SHIELD: NICKEL PLATED COPPER ALLOY.
(ALL GROUND LEADS ARE SOLDER DIPPED)

☐ MARK PART WITH MFG. LOGO; MFG. NAME; PART NUMBER; DATE CODE.

UL US UL RECOGNIZED - FILE #E196366 AND E169987.

RoHS COMPLIANCE, PER EU DIRECTIVE 2002/95/EC.

INTEGRATED CONNECTOR MODULES

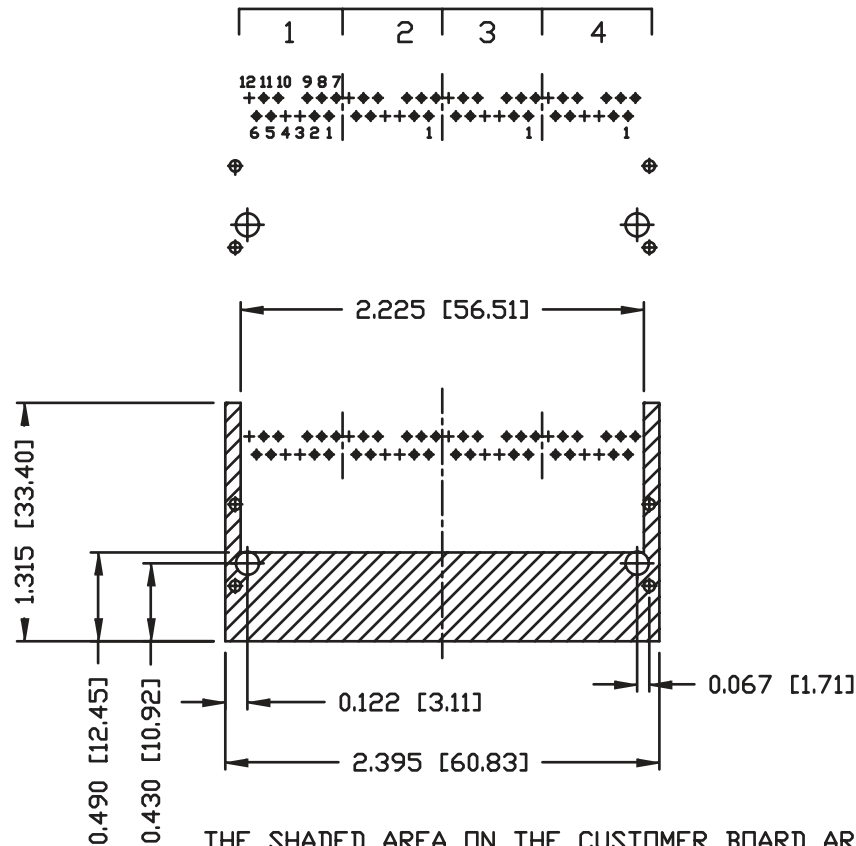
0813-1X4T-57-F Power over Ethernet MagJack® 1 x 4



PIN-OUT INFORMATION
(COMPONENT SIDE VIEW)

12	NO PIN
11	VC-
10	VC-
9	TD-
8	RD-
7	CT
6	VC+
5	VC+
4	NO PIN
3	NO PIN
2	TD+
1	RD+

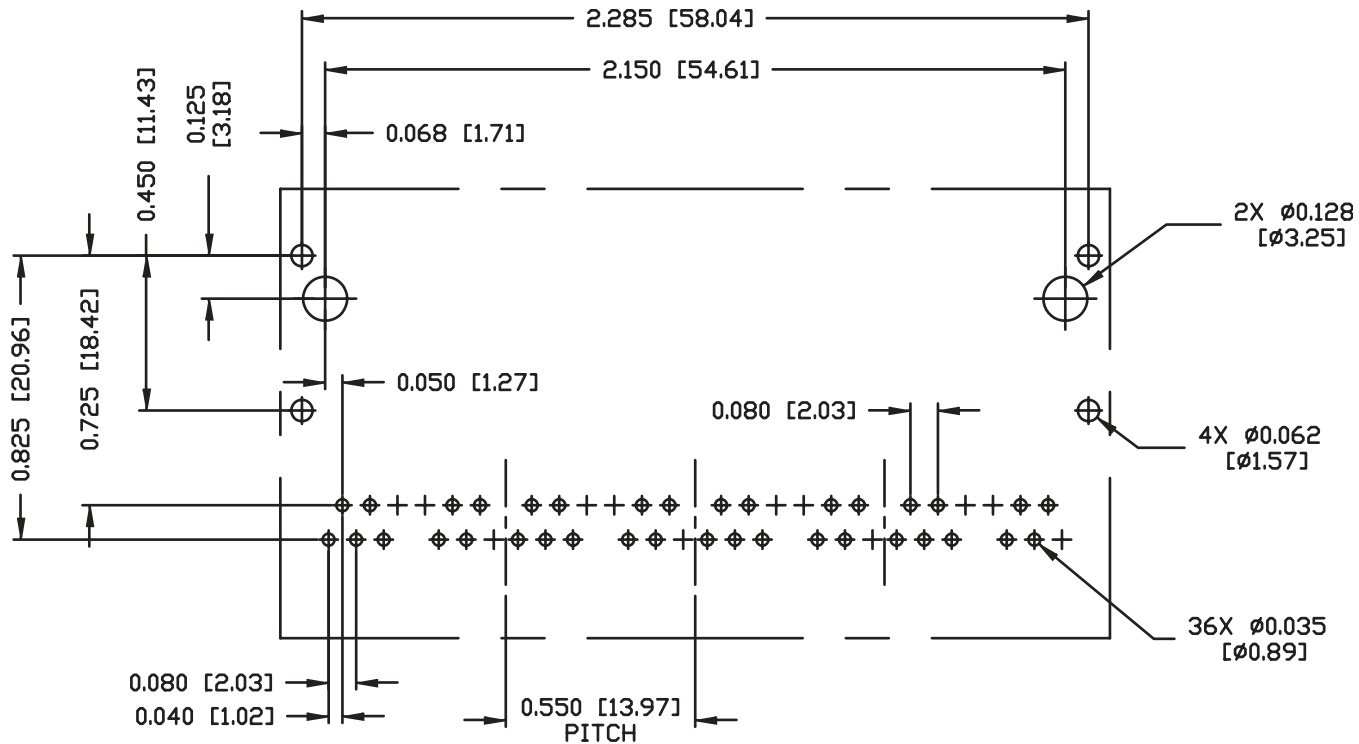
PIN AND PORT ASSIGNMENT
(COMPONENT SIDE VIEW)



THE SHADED AREA ON THE CUSTOMER BOARD ARE RECOMMENDED TO BE CLEAR OFF ANY VIA HOLE OR COMPONENT PAD.

INTEGRATED CONNECTOR MODULES

0813-1X4T-57-F Power over Ethernet MagJack® 1 x 4



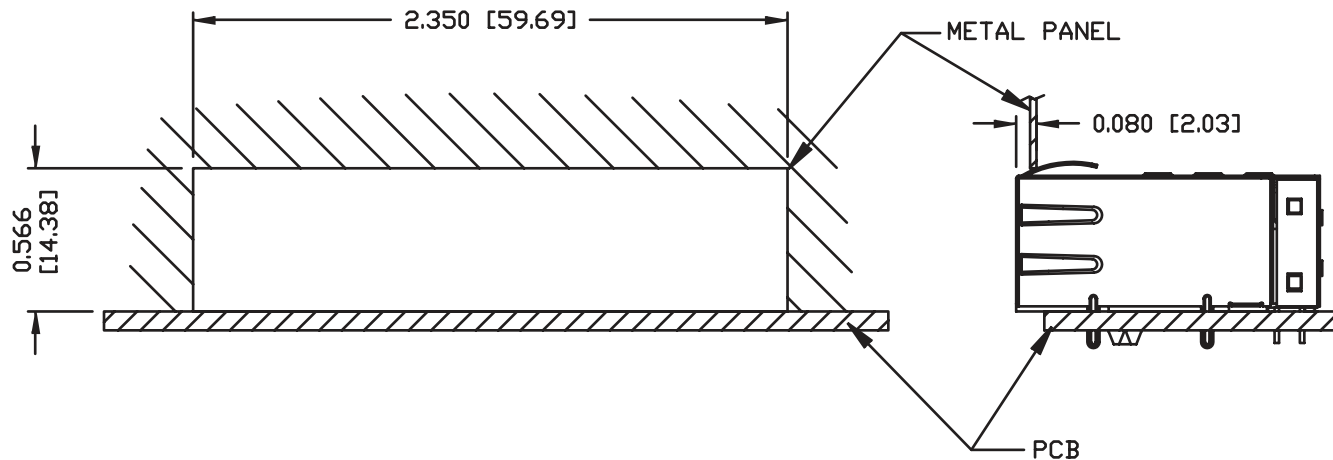
RECOMMENDED PCB FOOTPRINT
(COMPONENT SIDE VIEW)

INTEGRATED CONNECTOR MODULES

0813-1X4T-57-F Power over Ethernet MagJack® 1 x 4



SUGGESTED PANEL OPENING



NOTES:

THE DISTANCE OF PANEL INSIDE SURFACE RELATIVE TO FRONT SURFACE OF PART IS ONLY A SUGGESTION. IN CASE THIS DISTANCE IS DIFFERENT, THE REQUIRED PANEL OPENING DIMENSIONS CHANGE ACCORDINGLY.

PACKING INFORMATION

PACKING TRAY: 0200-0148-37 (TOP)
0200-0148-38 (BOTTOM)

PACKING QUANTITY: 20 PCS FINISHED GOODS PER TRAY
8 TRAYS (160 PCS FINISHED GOODS) PER CARTON BOX

NOTE: CARDBOARDS ARE PLACED BETWEEN LAYERS OF PACKING TRAY INSIDE CARTON BOX
(INCLUDE THE UPPERMOST AND LOWERMOST TRAY)