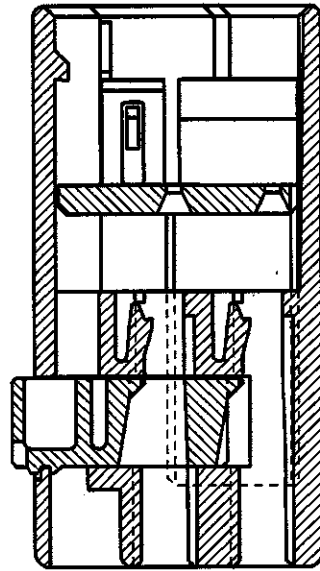
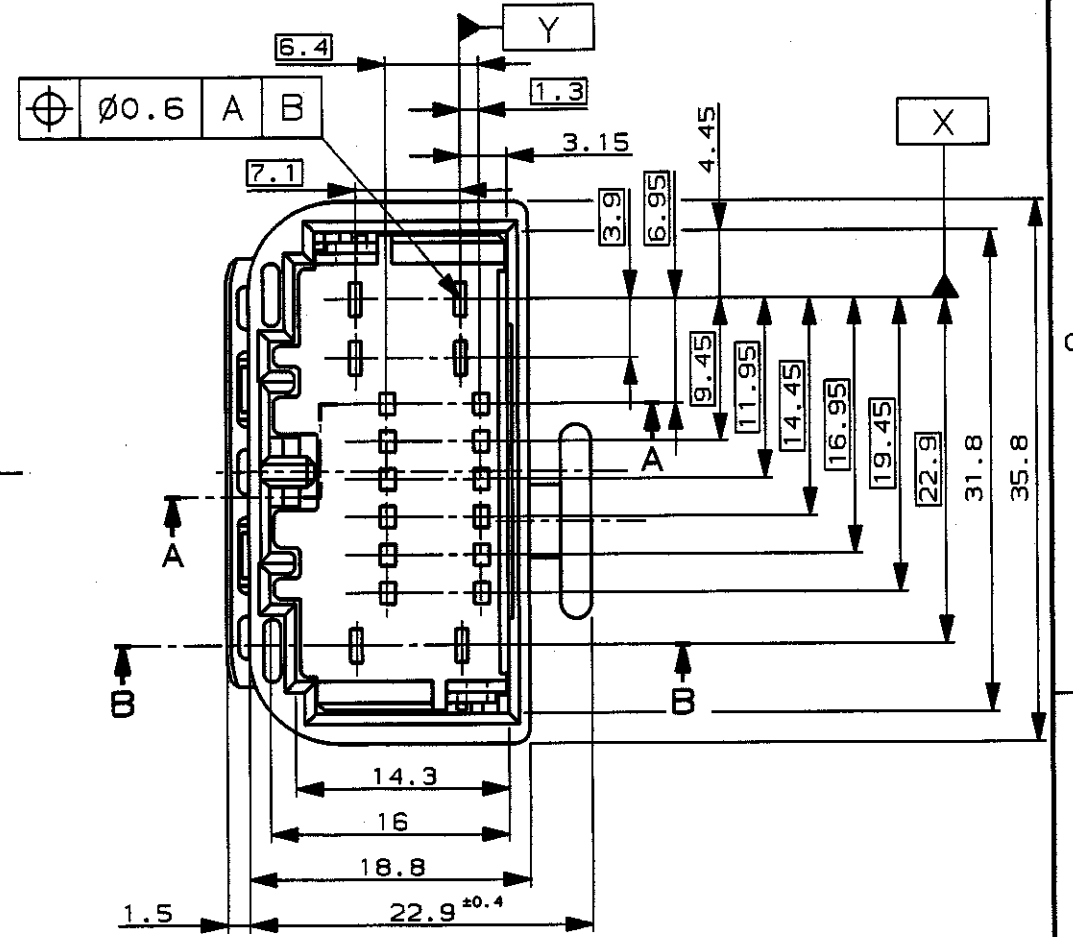
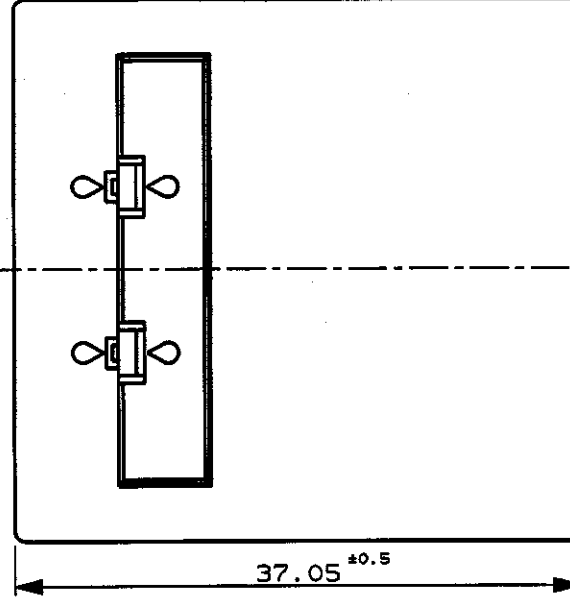
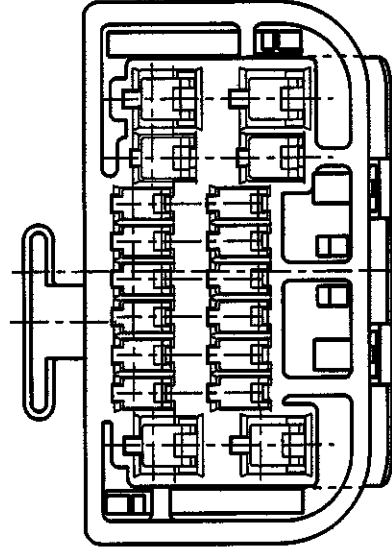
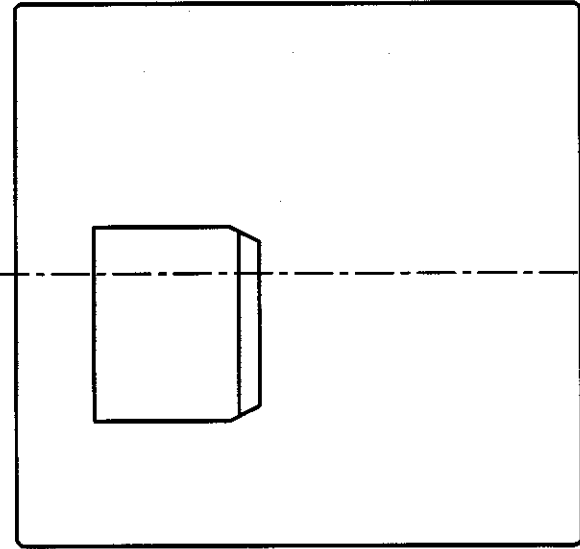


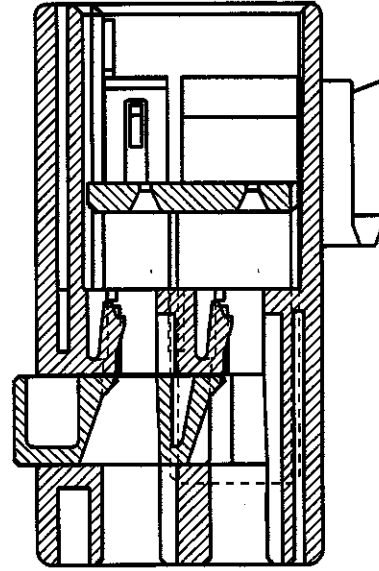
NUMBER C-178691

3rd ANGLE PROJECTION

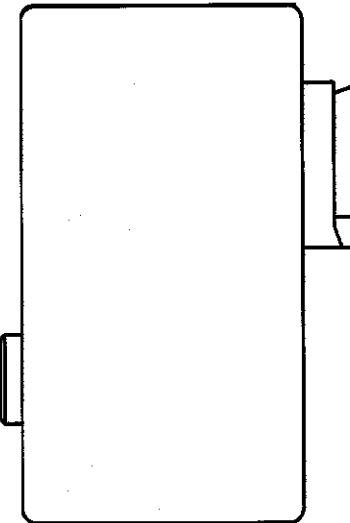
METRIC



SECT. 断面 A-A



SECT. 断面 B-B



6- -6; AS SHOWN
6- -6; 本図

注記

- 1 嵌合相手ハウジング型番 : 6-178692-6
- 2 適用製品規格番号 108-5374

NOTE,

- 1 MATING HOUSING P/N ; 6-178692-6
- 2 APPLICABLE PRODUCT SPEC NO.108-5374

B2	REVISED	FJ00-0995-99	TS	KB	09JUN 99
B1	ADD NOTE 2	FJ00-0937-99	TS	KB	28MAY 99
B	(REVISED) 変更	J-12551	KO	SI	6/27 '91
A	(REDRAWN) 再作成		KO	SI	4/25 '91
LTR	変更 (REVISION RECORD)		DR	CHK	DATE

Copyright ©1990年 AMP (Japan), LTD. ALL RIGHTS RESERVED.		Copyright ©1990 AMP (Japan), LTD. ALL RIGHTS RESERVED.	
編組電線断面積 (WIRE RANGE) mm ² (AWG)	被覆外径 (INSULATION DIA.) mmφ	名称 (NAME)	040II/070II STEERING COLUMN CONNECTOR 18POSITION CAP HOUSING 040II/070II ステアリング コラム コネクタ 18極キャップハウジング
材料 (MATERIAL) ---	色 (COLOR) 灰 (GRAY)	一般公差 (GENERAL TOLERANCE)	10以下 : ±0.2 10を超え 30以下 : ±0.25 30を超え 100以下 : ±0.3 角 度 : ±3°
DR. Y. Fujimori 4/19'91	DE. K. Oda 4/19'91	尺 度 (SCALE)	2-1
CHK. S. Sato 6/27'91	APP. S. Sato 4/25'91	REV.	B2

AMP		日本エー・エム・ピー株式会社 Tokyo, Japan	
SIZE	LOC	番号 (No.)	
A3	J	C-178691	
尺 度 (SCALE)	REV.	SHEET	
2-1	B2	1 OF 1	

PRINT DIST