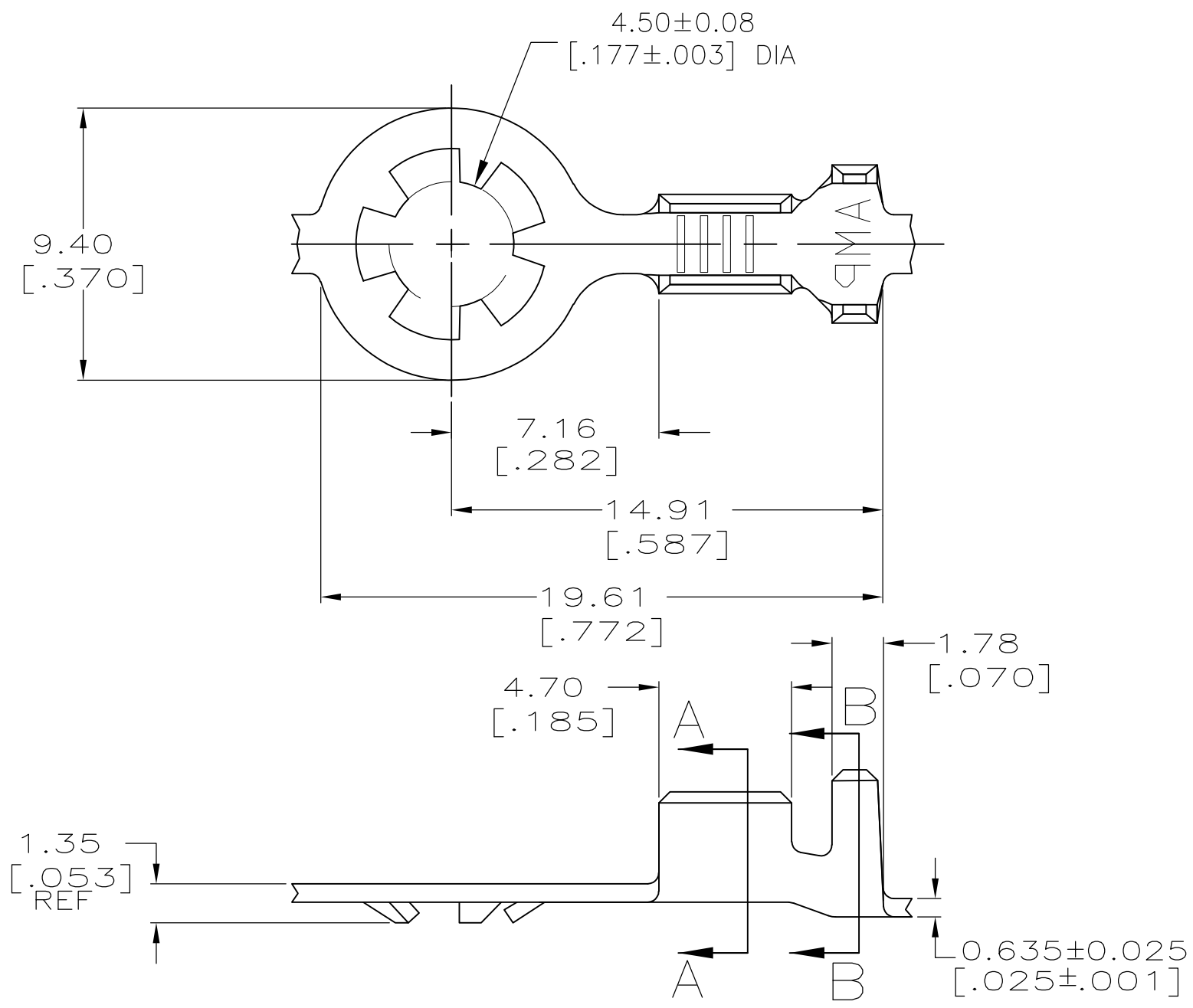
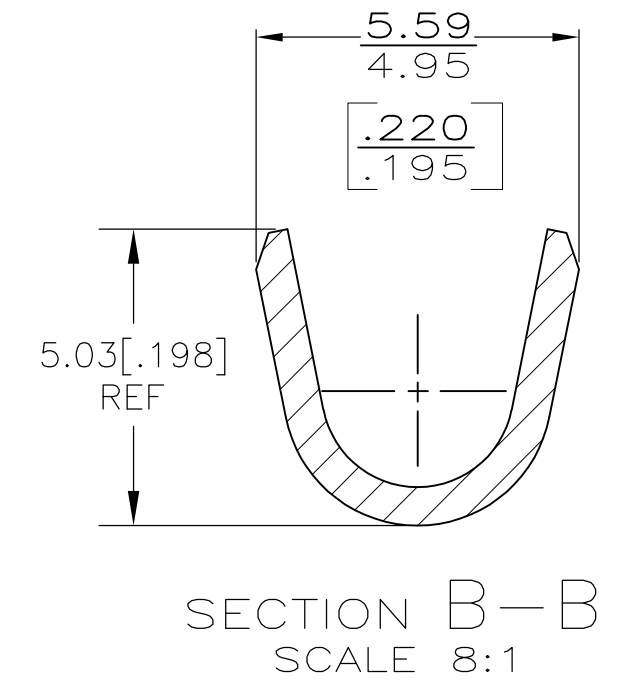
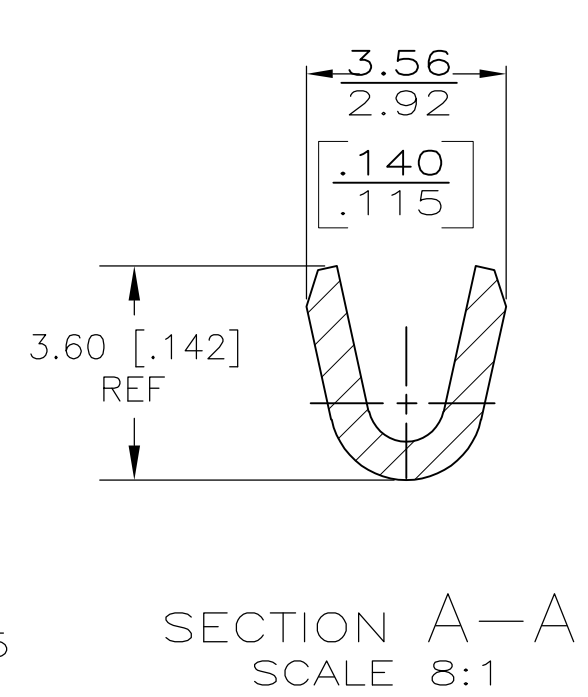


THIS DRAWING IS UNPUBLISHED. RELEASED FOR PUBLICATION
 © COPYRIGHT BY TYCO ELECTRONICS CORPORATION. ALL RIGHTS RESERVED.

LOC	DIST	REVISIONS			
P	LTR	DESCRIPTION	DATE	DWN	APVD
AF	50	A1	REDRAWN PER ECR 08-001774	21JAN08	JR DD



- 1 CONTINUOUS STRIP ON REELS
- 2 0.00203 [.000080] MIN TIN PL
ASTM B-545
- 3 WIRE SIZE IS 0.3-1.3MM2 [22-16] AWG
- 4 INSULATION RANGE IS 2.54-3.56
[.100-.140] DIA



61556-1
PART NO.

THIS DRAWING IS A CONTROLLED DOCUMENT.		DWN P FORTNEY 1-18-69	Tyco Electronics Corporation Harrisburg, PA 17105-3608				
DIMENSIONS: MM [INCHES]		CHK RP FRANTZ 1-20-69				NAME RING	
TOLERANCES UNLESS OTHERWISE SPECIFIED: 0 PLC ± - 1 PLC ± - 2 PLC ± - 3 PLC ± 0.38 [.015] 4 PLC ± - ANGLES ± -		APVD RP FRANTZ 1-20-69	APPLICATION SPEC -				
MATERIAL TEMP 3 STEEL		FINISH TIN 2	PRODUCT SPEC -	SIZE A3	CAGE CODE 00779	DRAWING NO C-61556	RESTRICTED TO -
CUSTOMER DRAWING			WEIGHT -	SCALE 5:1	SHEET 1 OF 1	REV A1	