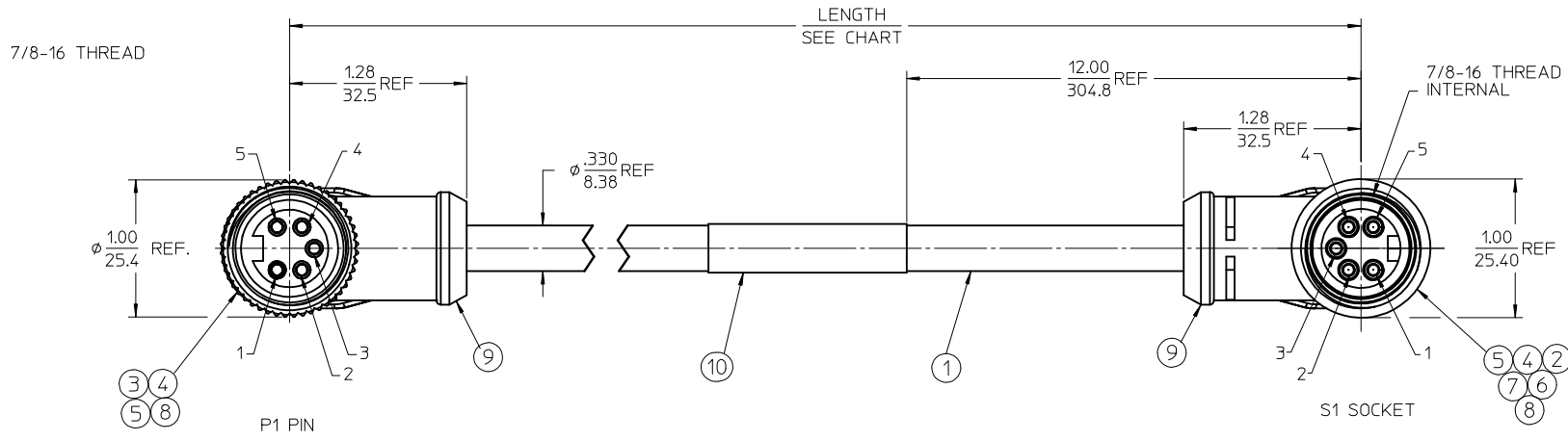
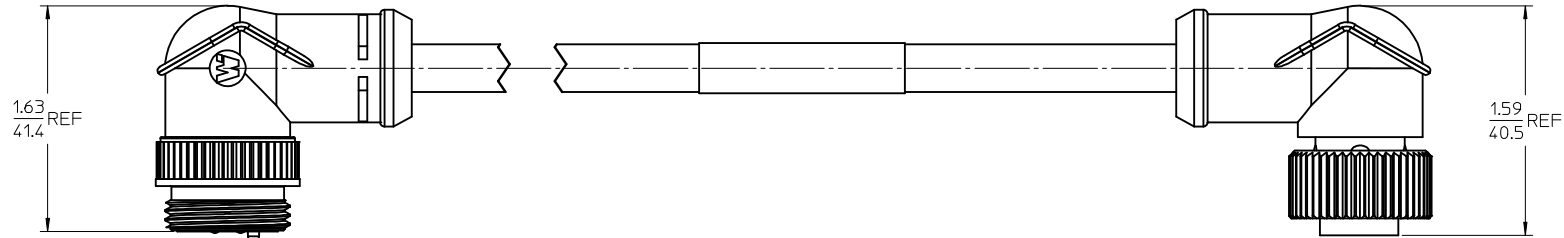
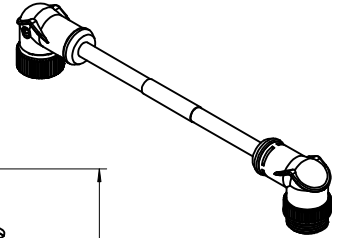


PART NUMBER	ENGINEERING NO.	LENGTH
1300250267	DNB99A-M010	3' 3" +2.19 - 0 [ 1.0M +55.6 - 0 ]
1300250270	DN99A-M030	9' 10" +3.50 - 0 [ 3.0M +88.9 - 0 ]
1300250271	DNB99A-M050	16' 5" +6.50 - 0 [ 5.0M +165.1 - 0 ]



- NOTES:
1. MATERIAL: SEE TABLE
  2. FINISHES: SEE TABLE
  3. CABLE ASSEMBLIES ARE BAGGED SEPERATELY IN POLY BAGS WITH BARCODE LABEL ATTACHED TO OUTSIDE OF BAG
  4. WRAP LABEL IS MARKED WITH P/N, DATE CODE VOLTAGE & AMPERAGE
  5. MATES WITH: MINI CHANGE, A-SIZE 5 POLE RECEPTACLE
  6. ELECTRICAL SPECIFICATIONS:  
VOLTAGE RATING: 300V  
CURRENT RATING: 4 AMPS
  7. ASSEMBLY IS RoHS COMPLIANT

P1		S1
1	DRAIN	1
2	RED +V	2
3	BLACK -V	3
4	WHITE CAN H	4
5	BLUE CAN L	5

WIRING DIAGRAM

ITEM	QTY.	DESCRIPTION	MATERIAL	FINISH
10	1	LABEL	PLASTIC FILM	BLACK/YELLOW
9	1	OVERMOLD	PVC	GRAY
8	1	COUPLING NUT	ZINC DIE CAST	BLACK
7	1	FRICTION RING	NYLON	WHITE
6	5	SOCKET SLEEVE	ST. STEEL	
5	3	CONTACT, 20 AWG	BRASS	GOLD PLATED
4	2	CONTACT, 16 AWG	BRASS	GOLD PLATED
3	1	INSERT, MALE, 5 POLE	PVC	GRAY
2	1	INSERT, FEMALE, 5 POLE	PVC	GRAY
1	1	CABLE-MID, DEV-NET, TRUNK, 20/2, 16/2	PVC JACKET	GRAY

RELEASED EC NO: MNA2010-0048 DRAWN: RUPERT 2009/07/17 CHKD: WOODMAN APPR: J. MURPHY 2009/07/20	DESCRIPTION REV A	QUALITY SYMBOLS ▽=0 ▽=0	GENERAL TOLERANCES (UNLESS SPECIFIED) <table border="1"> <thead> <tr> <th></th> <th>mm</th> <th>INCH</th> </tr> </thead> <tbody> <tr> <td>4 PLACES</td> <td>± ---</td> <td>± ---</td> </tr> <tr> <td>3 PLACES</td> <td>± ---</td> <td>± ---</td> </tr> <tr> <td>2 PLACES</td> <td>± ---</td> <td>± ---</td> </tr> <tr> <td>1 PLACE</td> <td>± ---</td> <td>± ---</td> </tr> </tbody> </table>		mm	INCH	4 PLACES	± ---	± ---	3 PLACES	± ---	± ---	2 PLACES	± ---	± ---	1 PLACE	± ---	± ---	DIMENSION STYLE IN/MM	SCALE 1.5:1	DESIGN UNITS INCH	THIRD ANGLE PROJECTION
			mm	INCH																		
		4 PLACES	± ---	± ---																		
		3 PLACES	± ---	± ---																		
2 PLACES	± ---	± ---																				
1 PLACE	± ---	± ---																				
DRAFT WHERE APPLICABLE MUST REMAIN WITHIN DIMENSIONS			DRAWN BY B. RUPERT 07/13/2007	DATE 07/13/2007	MINI-CHANGE M/FE, 5P 90/90 DEG, DEVICE NET TRUNK CABLE - MID																	
SEE CHART			CHECKED BY B. WOODMAN 07/13/2007	DATE 07/13/2007																		
MATERIAL NO.			APPROVED BY J. MURPHY 07/13/2007		MOLEX INCORPORATED																	
SIZE C			DOCUMENT NO.																			