

## Sensor/Actuator cable - SAC-5P-MS/5,0-647 SCO BK - 1413840

Please be informed that the data shown in this PDF Document is generated from our Online Catalog. Please find the complete data in the user's documentation. Our General Terms of Use for Downloads are valid (<http://phoenixcontact.com/download>)



Sensor/Actuator cable, 5-position, TPE, yellow RAL 1021, Plug straight M12 SPEEDCON, A-coded, on free cable end, Cable length: 5 m



### Key Commercial Data

Packing unit	1 pc
Weight per Piece (excluding packing)	1.0 g
Country of origin	United States

### Technical data

#### Dimensions

Length of cable	5 m
-----------------	-----

#### Ambient conditions

Ambient temperature (operation)	-25 °C ... 90 °C (Plug / socket)
Degree of protection	IP65/IP67

#### General

Rated current at 40°C	4 A
Rated voltage	60 V
Number of positions	5
Coding	A - standard
Standards/regulations	M12 connector IEC 61076-2-101
Status display	No
Protective circuit/component	Unwired
Overvoltage category	II
Degree of pollution	3
Torque	0.4 Nm (M12 connector)

## Sensor/Actuator cable - SAC-5P-MS/5,0-647 SCO BK - 1413840

### Technical data

#### Material

Flammability rating according to UL 94	HB
Contact material	CuSn
Contact surface material	Ni/Au
Contact carrier material	TPU GF
Material of grip body	TPU, hardly inflammable, self-extinguishing
Material, knurls	Zinc die-cast, nickel-plated

#### Standards and Regulations

Standard designation	M12 connector
Standards/regulations	IEC 61076-2-101
Flammability rating according to UL 94	HB

#### Cable

Cable type	TPE yellow 105 °C
Cable type (abbreviation)	647
UL AWM style	20327 (105°C/300 V)
AWG signal line	18
Conductor structure signal line	41x 0.16 mm
Core diameter including insulation	1.8 mm
Thickness, insulation	0.23 mm
Overall twist	5 wires around filler to the core
External sheath, color	yellow
Outer sheath thickness	0.89 mm
External cable diameter D	6.6 mm ±0.25 mm
Cable weight	39 kg/km
Outer sheath, material	TPE
Material conductor insulation	PVC
Nominal voltage, cable	300 V
Flame resistance	According to FT1
Resistance to oil	OIL RES I according to UL 2256
Other resistance	UV resistant (720 h) to UL 2256
Ambient temperature (operation)	-30 °C ... 105 °C (cable, fixed installation)

### Classifications

#### eCl@ss

eCl@ss 5.1	27061801
eCl@ss 6.0	27061801

## Sensor/Actuator cable - SAC-5P-MS/5,0-647 SCO BK - 1413840

### Classifications

#### eCl@ss

eCl@ss 8.0	27279218
eCl@ss 9.0	27060311

#### ETIM

ETIM 5.0	EC002585
----------	----------

### Accessories

#### Accessories

##### Protective cap

Sealing cap - PROT-M12 FS-PA-CHAIN - 1430873

M12 sealing cap made of plastic with fixing band, for sensor cables, for free M12 sockets



##### Safety locking

Locking clip - SAC-M12-EXCLIP-M - 1558988



Locking clip for the pin side of sensor/actuator cables with M12 connector and M12 connectors for assembly, for knurl diameter: 15 mm or for Allen key with a wrench size of 14 mm, prevents the disconnection of plug-in connections without tools

##### Screwdriver tools

Adapter insert - TSD-M SAC-BIT ADAPTER - 1212600



Adapter bit for TSD-M...torque tools, E6.3-1/4" drive with 4 mm hexagon to accommodate SAC bits

## Sensor/Actuator cable - SAC-5P-MS/5,0-647 SCO BK - 1413840

### Accessories

Tool - SAC BIT M12-D15 - 1208432



Nut for assembling sensor/actuator cables with M12 connector and M12 connectors for assembly, with a knurl diameter of 15 mm, for 4 mm hexagonal drive

---

### Torque tool

Torque screwdriver - TSD 04 SAC - 1208429



Torque screwdriver, with preset torque of 0.4 Nm and 4 mm hexagonal drive for M12 connectors

---

Torque screwdriver - TSD-M 1,2NM - 1212224

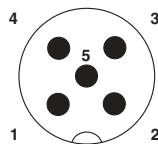


Torque screw driver, accuracy as per EN ISO 6789 standard, adjustable from 0.3 - 1.2 Nm


---

### Drawings

Schematic diagram



Cable cross section

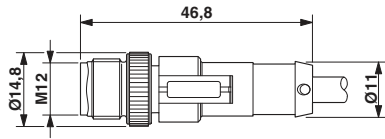


Pin assignment M12 male connector, 5-pos., A-coded, male side

TPE yellow 105 °C [647]


## Sensor/Actuator cable - SAC-5P-MS/5,0-647 SCO BK - 1413840

Dimensional drawing



M12 x 1 plug, straight

Circuit diagram



Contact assignment of the M12 plug