



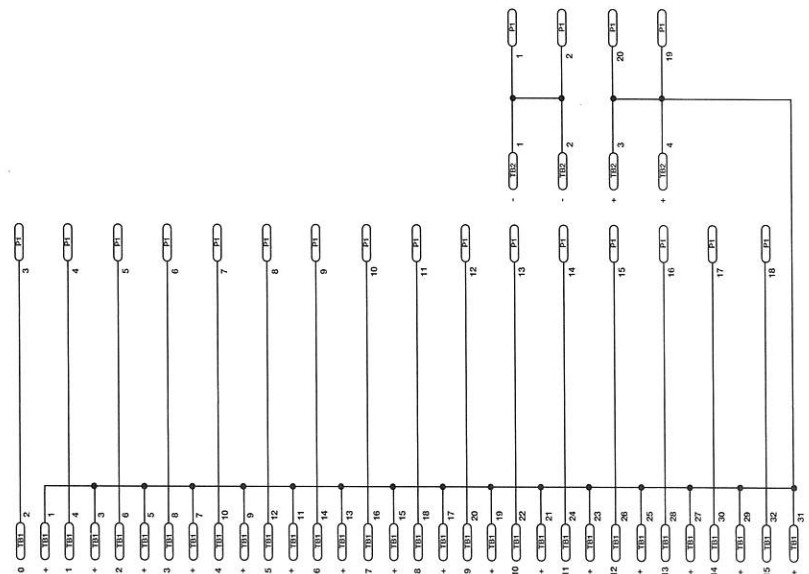
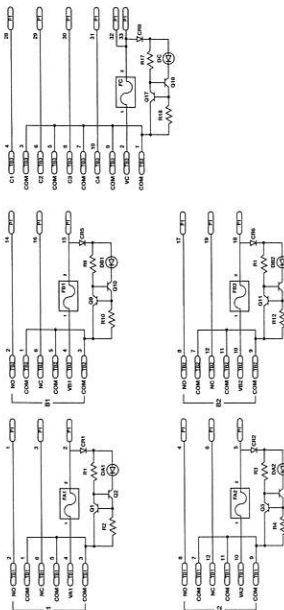
Passive - 2 wire
16 Channel
Output Fused* w/LED
GE Fanuc



Passive - 2 wire
16 Channel
Input/Output
Allen-Bradley



RS PLC RO W/F & LED		RS PLC AB 16PT		RS PLC 16PT DI/O + BUS		RS PLC 16PT DI/O - BUS	
998179	IC697MDL940	998016	120 VAC/DC 1771-IAD/C 10-30 VDC 1771-IBD 20-60 VDC 1771-ICD 24 VAC 1771-IND TTL 1771-OGD	998166	24 VAC/DC 1746-IN16 24 VDC 1746-IB16 24 VDC 1746-ITB16 5-50 VDC 1746-OV16 5-50 VDC 1746-OVP16 TTL 1746-OG16	998008	24 VDC 1746-IV16, ITV16, OB16 20.4-26.4 VDC 1746-OBP16
24-120 VAC/DC		See Above					
2.0 A per channel / 12.0 A per module		3.0 A per channel / 6.0 A per module / 3.0 a per common					
(1) 1 x 20 pin IDC		(1) 1 x 20 pin IDC					
Yes		No					
0°C...+50°C		0°C...+50°C					
-20°C...+60°C		-20°C...+60°C					
193 x 107 x 59		90 x 70 x 56					
#26...14 AWG		#26...14 AWG					
Screw Clamp		Screw Clamp					



*5 x 20 mm fuses are required.
 Note: Markings vary based on I/O used.