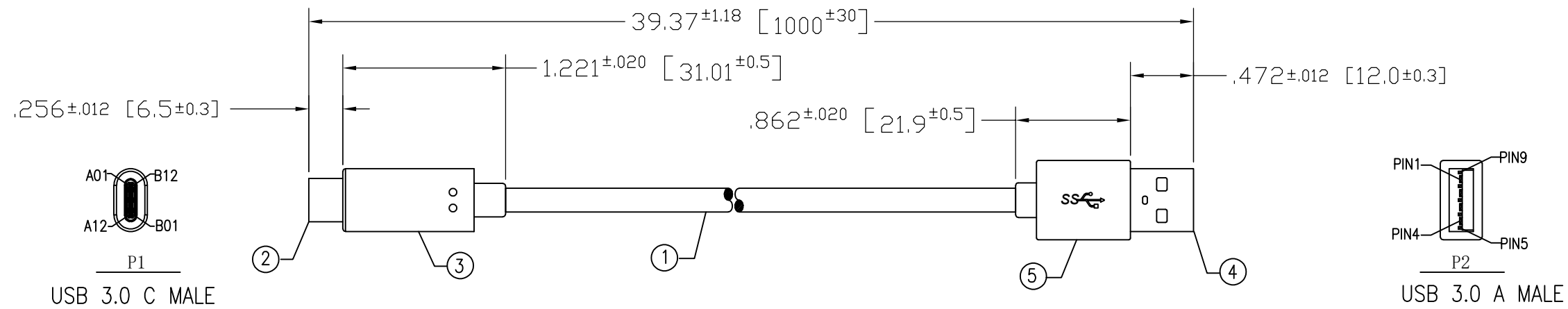


DATE	REV	ECN	APP'D. BY
06/12/19	A0	Released	AB
07/23/19	A1	11419	GL
08/06/19	A2	11432	AB



P/N Key:

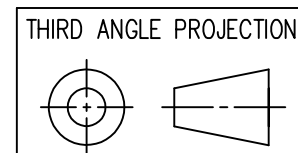

SC-3CAKxxxM  
 Length  
 010 = 1 Meter

Notes:

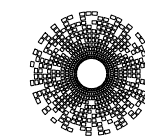
1. Cable:
  - UL2725 CABLE, 32AWG\*1PAIR
  - (32AWG\*2PAIR+D+AML)\*2PCS
  - 26AWG\*2C+COPPER BRAID(70%),
  - OD 4.5mm,
  - JACKET COLOR: BLACK,
2. Connector P1:
  - USB C MALE 3.0, GOLD FLASH ON CONTACTS, WITH PCB, BLACK INSULATOR, RESISTANCE 56K ohm & CAPACITOR 10nF
3. Molded Boot: PVC color Black
4. Connector P2:
  - USB A MALE 3.0, GOLD FLASH ON CONTACTS, BLUE INSULATOR, SHORT A PIECE TYPE
5. Molded Boot: PVC Color Black
6. Electrical Test:
  - 6.1. 100%Test(Open ,Short ,Wire Map)
7. Packaging: Each cable assembly to be individually bagged

PIN ASSIGNMENT			
P1		P2	
A4+B4+A9+B9	1	RED	
A7	2	WHITE	
A6	3	GREEN	
A1+B1+A12+B12	4	BLACK	
A3	5	BLUE	
A2	6	YELLOW	
A1+B1+A12+B12	7	SHIELD	
B10	8	PURPLE	
B11	9	ORANGE	
SHIELD	SHIELD		

ASSEMBLY FORMAT REV. 6/3/05



DO NOT SCALE DRAWING  
 DRAWING IS SUBJECT TO CHANGE WITHOUT NOTICE  
 DIMENSIONS: INCHES [METRIC]  
 UNLESS OTHERWISE SPECIFIED TOLERANCES ARE ±.005 [0.13] ANGLES ARE ± 1°  
 SHEET NO. 1 OF 1



**stewart**  
 CONNECTOR  
 a bel group

11118 Susquehanna Trail South  
 Glen Rock, PA 17327-9199  
 (717) 235-7512  
<http://www.stewartconnector.com>

TITLE: Cable Assembly, USB 3.0, Type C/M – Type A/M, Black			
DRN BY:	GWL	DATE	05/30/19
APPD BY:	AB	DATE	06/12/19
DWG NO.	CT999197	REV.	A2