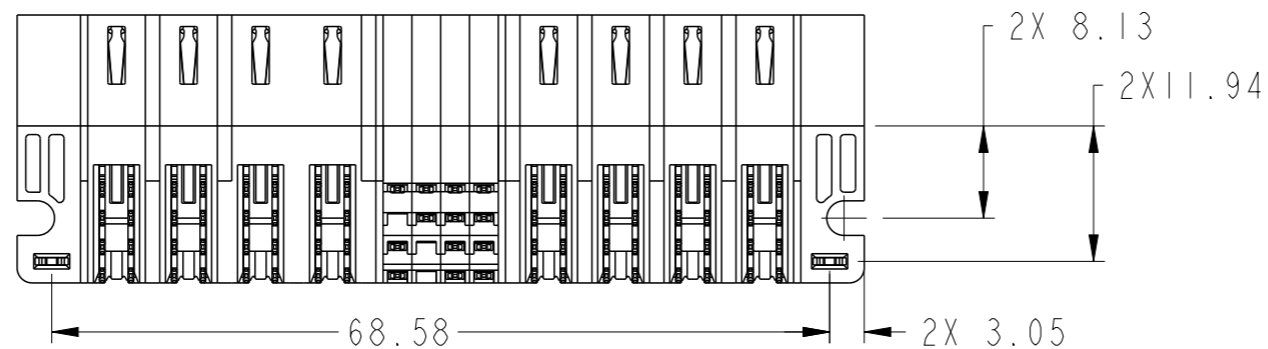
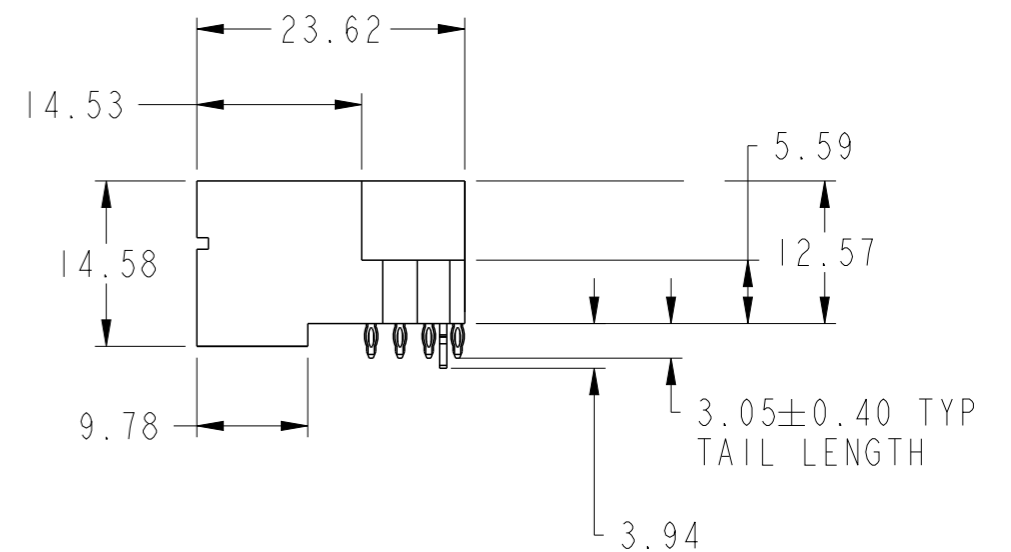
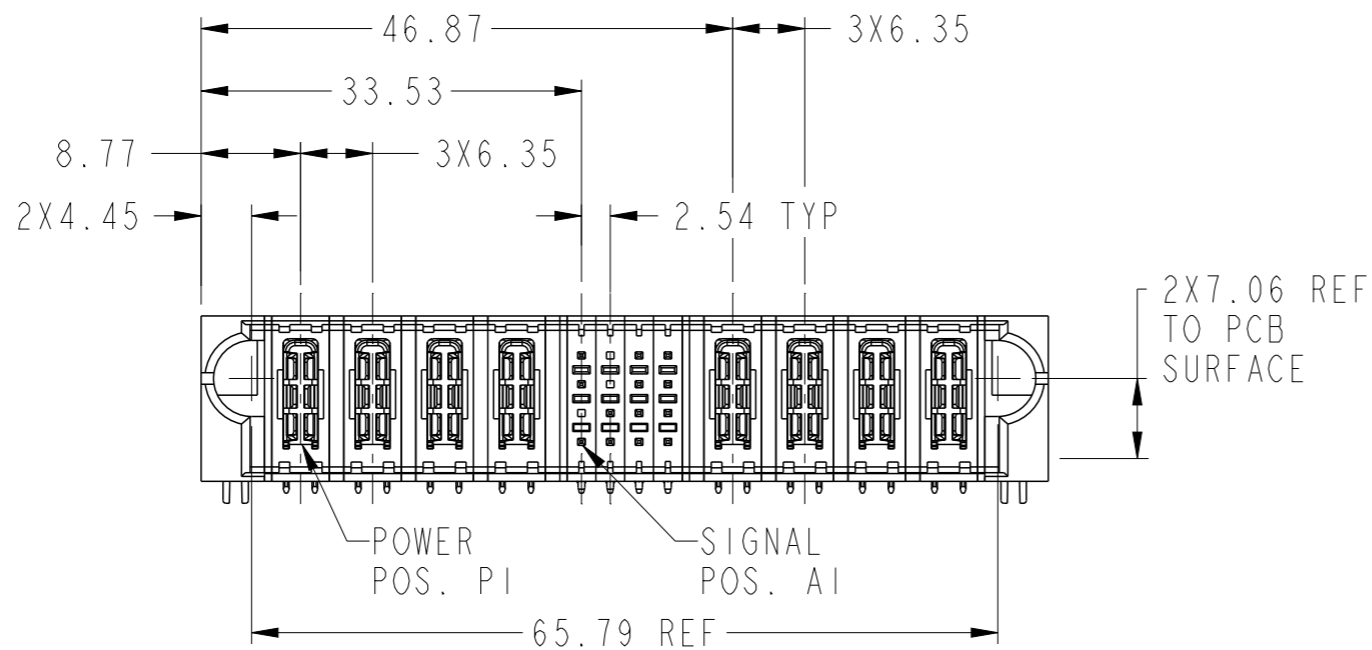
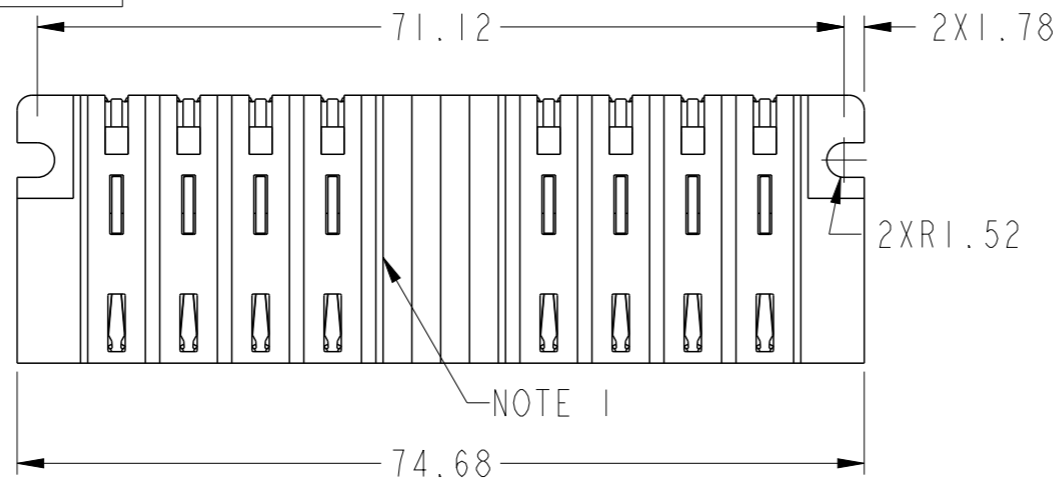
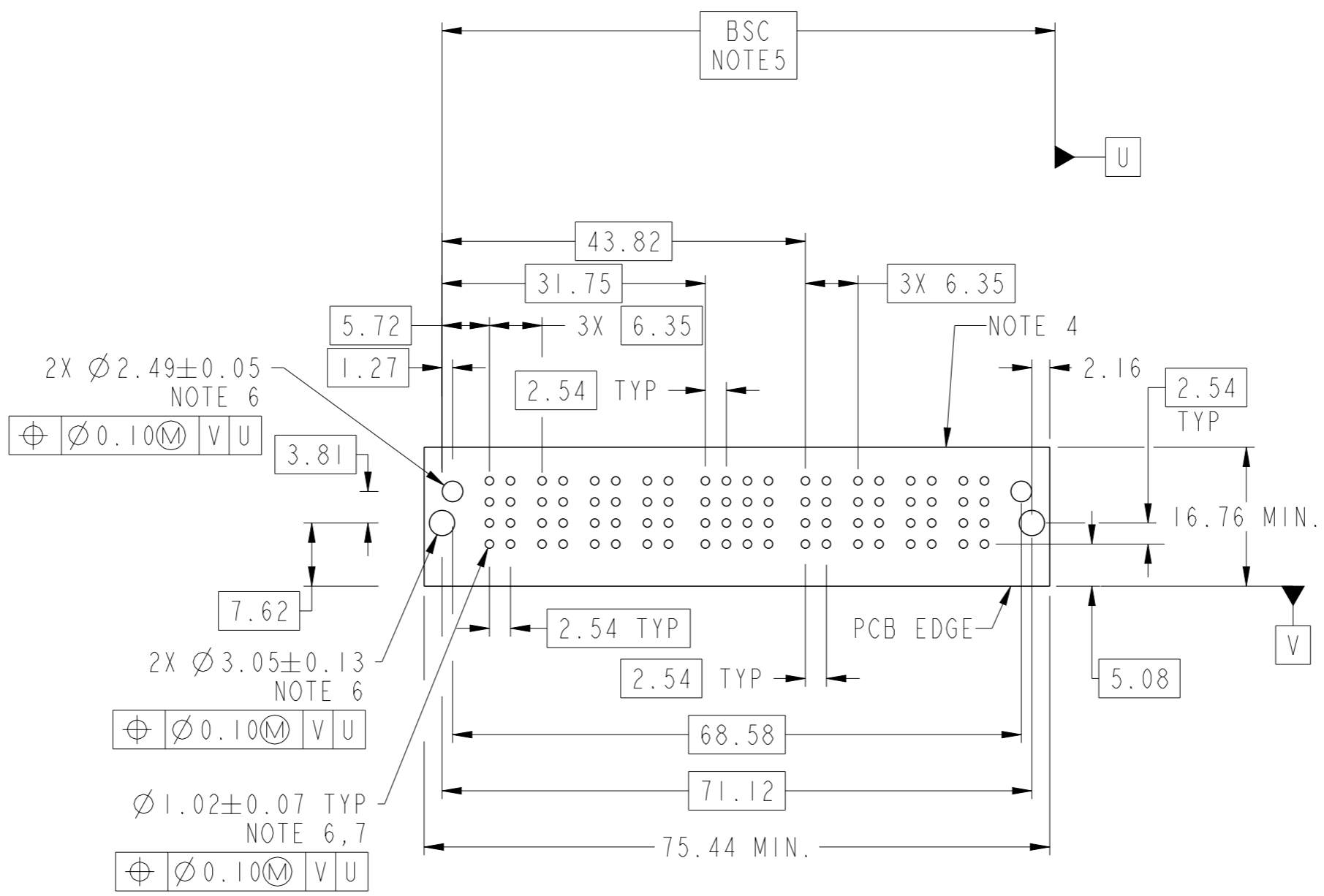


PRODUCT NUMBER SEE SHEET 2



spec ref	*	dr	Peng-Bing Fu	2012/10/25	projection	MM	size	A3	scale	3:2														
tolerance std	ASME Y14.5	eng	Rainbow Zhan	2015/09/22			ecn no	ELX-DG-21977-1	rel level	Released														
TOLERANCES UNLESS OTHERWISE SPECIFIED		chr	Fancy Zhang	2015/09/25							product family	PwrBlade+												
surface	<table border="1"> <tr> <td>linear</td> <td>0.X</td> <td>±0.5</td> </tr> <tr> <td></td> <td>0.XX</td> <td>±0.25</td> </tr> <tr> <td></td> <td>0.XXX</td> <td>±0.10</td> </tr> <tr> <td>angular</td> <td>0°</td> <td>±2°</td> </tr> </table>	linear	0.X	±0.5		0.XX	±0.25		0.XXX	±0.10	angular	0°	±2°	appr	Pei-Ming Zheng	2015/09/25			part no	4HP + 16S + 4HP	dwg no	10106125-8004001	rev	C
linear	0.X	±0.5																						
	0.XX	±0.25																						
	0.XXX	±0.10																						
angular	0°	±2°																						
ASME Y14.5		www.fci.com			cat. no.	Product - Customer Drw			sheet 1 of 3															

PRODUCT NO.	ROWS	HIGH POWER				SIGNAL				HIGH POWER				E2					
		E1	P1	P2	P3	P4	1	2	3	4	P5	P6	P7		P8				
10106125-8004001LF	DCBA	HA	HE	HE	HE	HE	SD	X	SD	SD	SC	X	SC	SC	HE	HE	HE	HE	HA



CODE	DESCRIPTION
HA	METAL HOLD DOWN
HE	STD HIGH POWER CONTACT (3.05)
LA	LMFB SIGNAL CONTACT, ROW A (3.05)
SB	STD SIGNAL CONTACT, ROW B (3.05)
SC	STD SIGNAL CONTACT, ROW C (3.05)
SD	STD SIGNAL CONTACT, ROW D (3.05)

X	OMMITE
---	--------

dr	Peng-Bing Fu	2012/10/25	projection	MM	size	A3	scale	3:2
eng	Rainbow Zhan	2015/09/22			ecn no	ELX-DG-21977-1		
chr	Fancy Zhang	2015/09/25			product family	PwrBlade+	rel level	Released
appr	Pei-Ming Zheng	2015/09/25						

	title	4HP + 16S + 4HP	dwg no	10106125-8004001	rev	C
	www.fci.com	cat. no.	Product - Customer Drw	sheet 2 of 3		



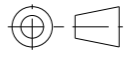


Copyright FCI.

NOTES:

- 1) "FCI", PART NUMBER AND DATE CODE TO BE MARKED ON THIS SURFACE.
THE MARK CAN BE OMITTED IF THERE IS NOT ENOUGH SPACE ON THIS SURFACE.
- 2) MATERIALS:
-HOUSING - GLASS FILLED WITH HIGH TEMP THERMOPLASTIC, UL94V-0.
-SIGNAL CONTACT - COPPER ALLOY.
-POWER CONTACT - HIGH CONDUCTIVITY COPPER ALLOY.
- 3) PLATING SPECIFICATION REFER TO FCI 10116351
- 4) DENOTES CONNECTOR KEEP OUT ZONE.
- 5) DATUM AND BASIC DIMENIONS WERE ESTABLISHED BY CUSTOMER.
- 6) ALL HOLE DIAMETERS ARE FINISHED HOLE SIZES.
- 7) 1.15 ± 0.025 MM DRILLED HOLE PLATED WITH 0.00762MM MIN Sn
OVER 0.0254-0.0762MM Cu PLATING TO ACHIEVE A 1.02 ± 0.07 MM HOLE.
- 8) PRODUCT SPECIFICATION REFER TO FCI GS-12-658.
APPLICATION SPECIFICATION REFER TO FCI GS-20-141.
PRODUCT PACKAGED IN TRAYS, REFER TO FCI GS-14-1502.



Copyright FCI.

dr	Peng-Bing Fu	2012/10/25	projection 	MM 	size	A3	scale	3:2
eng	Rainbow Zhan	2015/09/22			ecn no	ELX-DG-21977-1		
chr	Fancy Zhang	2015/09/25			product family	PwrBlade+	rel level	Released
appr	Pei-Ming Zheng	2015/09/25						
		title 4HP + 16S + 4HP RA PF HEADER			dwg no 10106125-8004001	rev C		
www.fci.com		cat. no.	Product - Customer Drw			sheet 3 of 3		