THIS DRAWING IS UNPUBLISHED. RELEASED FOR PUBLICATION -,- .
© COPYRIGHT - By - ALL RIGHTS RESERVED.

LOC	DIST
AD	00

REVISIONS

P	LTR	DESCRIPTION	DATE	DWN	APVD
	C2	REVISED PER ECO-13-012236	30JUL2013	KH	JO

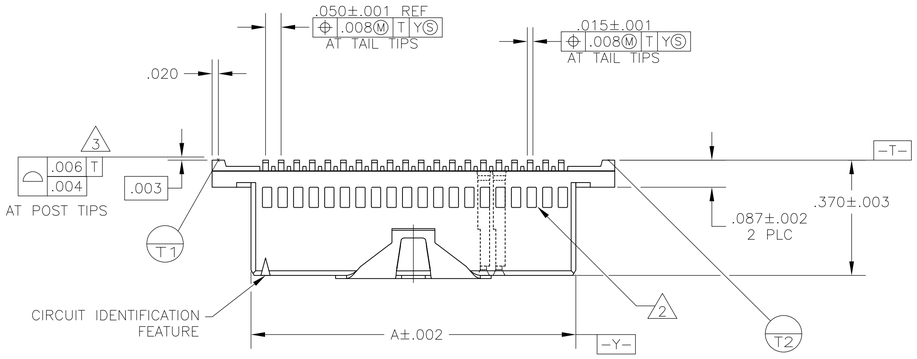

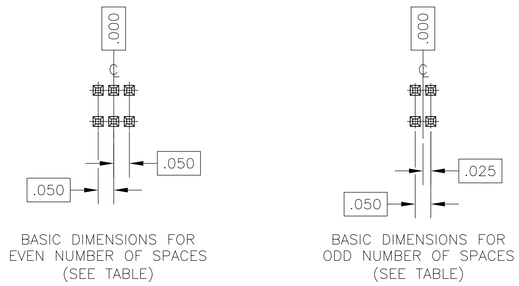

DETAIL R

1. .000030 GOLD IN LOCALIZED PLATE AREA, .000150 TIN-LEAD ON SOLDER TAILS ALL OVER .000050 NICKEL.
2. WINDOWS SHOWN ON SIDE OF HOUSING ARE MOLDERS OPTION.
3. REFER TO NO. OF POSN. IN CHART FOR NUMBER OF SURFACES WHICH ARE COPLANAR.
4. VACUUM COVER DESIGNED FOR .160 [4mm] DIA NOZZLE. VACUUM COVER TO BE REMOVED AFTER SOLDERING.
5. PACKAGED IN TAPE & REEL PER EIA-481 SPECIFICATIONS. SEE CHART FOR TAPE WIDTHS.
6. .265 [6.75mm] MIN TARGET AREA FOR VACUUM PICK-UP.
7. HOUSING: PPA. CONTACT: PHOSPHOR BRONZE. VACUUM COVER: ALUMINUM.
8. VACUUM COVER SHOWN IN PHANTOM LINE.
9. AMP LOGO PRESENCE AND LOCATION OPTIONAL.
10. .000030 GOLD IN LOCALIZED PLATE AREA, .000150 TIN ON SOLDER TAILS, ALL OVER .000050 NICKEL.
11. OBSOLETE PARTS: OBSOLETE CIS STREAMLINING PER D.RENAUD/D.SINISI

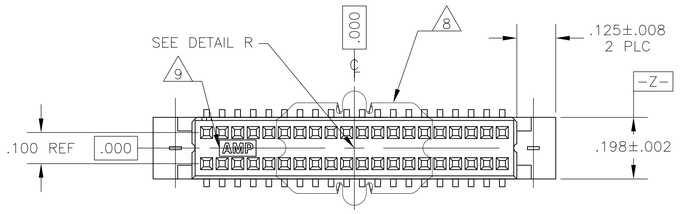

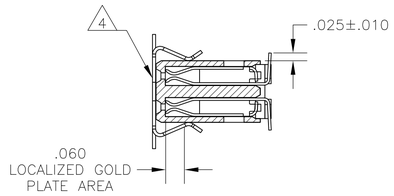

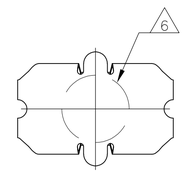

VACUUM COVER

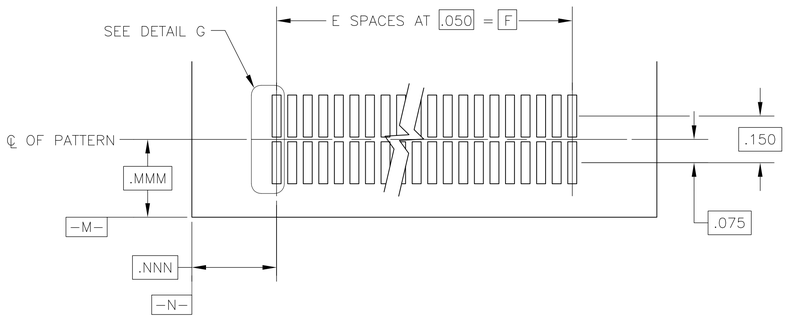

RECOMMENDED BOARD LAYOUT

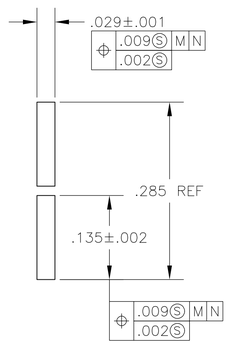

DETAIL G
SCALE 8:1

	TAPE WIDTH	F	E	A	NO OF POSN	PART NUMBER
11 OBSOLETE	~~44mm~~	~~.550~~	~~11~~	~~.644~~	~~24~~	~~10 5-147378-9~~
	~~88mm~~	~~2.450~~	~~49~~	~~2.544~~	~~100~~	~~10 5-147378-8~~
	~~88mm~~	~~1.950~~	~~39~~	~~2.044~~	~~80~~	~~10 5-147378-7~~
	72mm	1.450	29	1.544	60	10 5-147378-6
	56mm	1.200	24	1.294	50	10 5-147378-5
11N OBSOLETE	~~56mm~~	~~.950~~	~~19~~	~~1.044~~	~~40~~	~~10 5-147378-4~~
	44mm	.700	14	.794	30	10 5-147378-3
	32mm	.450	9	.544	20	10 5-147378-2
	32mm	.200	4	.294	10	10 5-147378-1
11 OBSOLETE	~~44mm~~	~~.550~~	~~11~~	~~.644~~	~~24~~	~~147378-9~~
	~~88mm~~	~~2.450~~	~~49~~	~~2.544~~	~~100~~	~~147378-8~~
	88mm	1.950	39	2.044	80	147378-7
	72mm	1.450	29	1.544	60	147378-6
	56mm	1.200	24	1.294	50	147378-5
	56mm	.950	19	1.044	40	147378-4
	44mm	.700	14	.794	30	147378-3
	32mm	.450	9	.544	20	147378-2
SUPERSEDED BY 5-147378-1	~~32mm~~	~~.200~~	~~4~~	~~.294~~	~~10~~	~~147378-1~~

THIS DRAWING IS A CONTROLLED DOCUMENT.

DIMENSIONS: INCHES

TOLERANCES UNLESS OTHERWISE SPECIFIED:
0 PLC ± -
1 PLC ± -
2 PLC ± -
3 PLC ± 0.13[.005]
4 PLC ± -
ANGLES ± -

MATERIAL 7
FINISH 1

DWN B. HAYMAKER 17JAN00
CHK - 17JAN00
APVD - 17JAN00

PRODUCT SPEC 108-1093
APPLICATION SPEC 114-25035
WEIGHT -

TE Connectivity

NAME RECEPTACLE ASSEMBLY, VERTICAL, DOUBLE ROW, SURFACE MOUNT, AMPMODU System 50

SIZE A1 | CAGE CODE 00779 | DRAWING NO C-147378 | RESTRICTED TO -

CUSTOMER DRAWING | SCALE 4:1 | SHEET 1 OF 1 | REV C2

4805 (3/11)