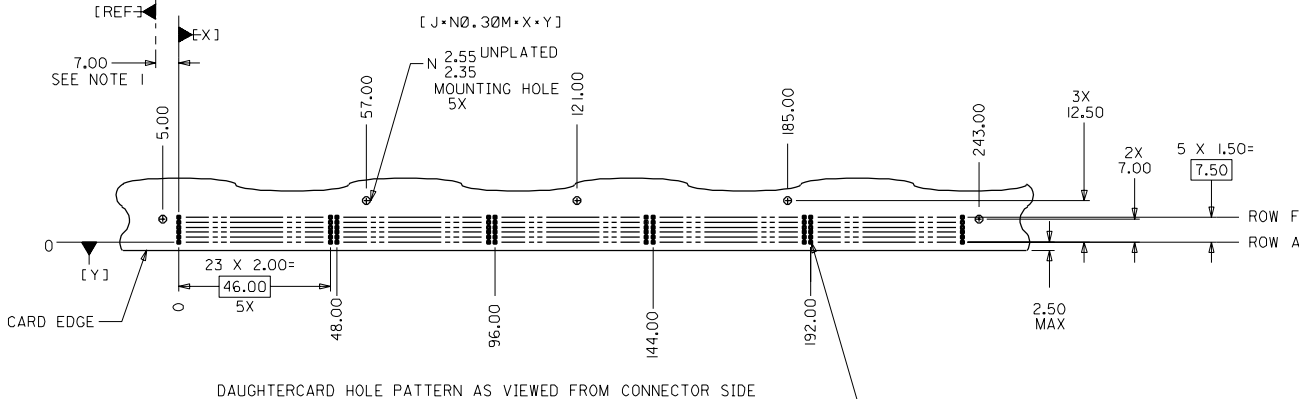
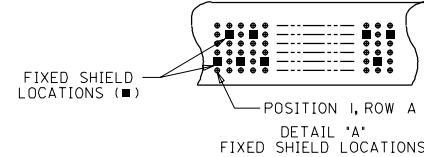
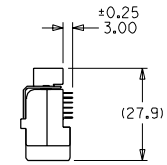
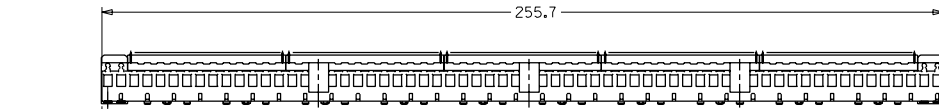


CUSTOMER : IBM

73670

ITEM	QTY	PART NUMBER	DESCRIPTION
1	1	73664-0256	STIFFENER
2	5	73726-0000	MOUNTING SCREW
3	2	73660-8000	GUIDE MODULE, UNPOLARIZED
4	5	73632-1020	I44 POS. SIGNAL, SHIELDED
5	3	73665-0000	MOUNTING EAR
6	1	73728-0000	CUSTOM LABEL



- NOTES: 1. DISTANCE FROM "REF" PLANE TO FIRST SIGNAL CONTACT.
 2. DISTANCE FROM "REF" PLANE TO LEFT END OF STIFFENER.
 3. DIMENSIONS ARE IN MILLIMETERS.
 4. THIS PRODUCT CONFORMS TO MOLEX PRODUCT SPECIFICATION PS-73670-9999.
 5. NON-TOLERANCED DIMENSIONS ARE BASIC.
 6. PLATING: SELECTIVE GOLD (Au) IN CONTACT AREA, 0.00076mm MIN. THICKNESS, SELECTIVE TIN/LEAD (Pb/Sn) ON PCB TAILS, 0.00254mm MIN. THICKNESS, NICKEL OVERALL.
 7. PACKAGED PER PK-70873-0820.

N 0.80 PLATED
 0.65
 THRU HOLE 720X
 N 0.838 DRILL
 [J • NØ . 15M • X • Y]
 N 1.20 PAD

UNLESS OTHERWISE SPECIFIED TOLERANCES: ANGULAR ± 1/2°

3 PLACE	± N/A	---
2 PLACE	± N/A	---
1 PLACE	---	---

DRAFT WHERE APPLICABLE MUST REMAIN WITHIN DIMENSIONS

MOLEX INCORPORATED
 LITTLE ROCK, AR 72616 U.S.A.

73670-0085
 SDA-73670-0085

DATE: 97/11/11
 SHEET NO: 1 OF 1

THIS DRAWING CONTAINS INFORMATION THAT IS PROPRIETARY TO MOLEX INC. AND SHOULD NOT BE USED WITHOUT WRITTEN PERMISSION.

73670

DA C