

36W EXTERNAL WALL PLUG

AC-DC POWER SUPPLIES

The AMF36 series of wall plug adaptors comply with medical, home-healthcare and ITE approvals along with the latest energy efficiency level VI standards with high active mode efficiency and extremely low no load power consumption.

Available with a range of interchangeable AC connectors these adaptors suit a wide variety of cost sensitive industrial and medical applications while maintaining industry leading performance.



Features

- IP22 ingress protection
- IEC/EN60601-1-11 for home healthcare applications
- Energy efficiency level VI & EU2019/1782
- Medical, home healthcare and ITE approvals
- Interchangeable mains connectors
- Input voltage range 80 to 264VAC
- Output voltages from 5V to 48VDC
- Optional white versions
- Class II construction
- 3 Years warranty

Applications



Dimensions

3.56" x 1.32" x 2.3" (90.5 x 33.5 x 58.5mm)

Models & Ratings

Model Number ^(1,2,5)	Output Power	Output Voltage	Output Current	Total Regulation ⁽³⁾	Efficiency ⁽⁴⁾
AMF36US05	36W	5.0V	5000mA	5%	85.0%
AMF36US09		9.0V	4000mA		88.6%
AMF36US12		12.0V	3000mA		88.6%
AMF36US15		15.0V	2400mA		88.4%
AMF36US18		18.0V	2000mA		89.5%
AMF36US24		24.0V	1500mA		88.8%
AMF36US30		30.0V	1200mA		89.3%
AMF36US36		36.0V	1000mA		89.1%
AMF36US48		48.0V	750mA		88.3%

Notes:

1. Model number is for body only. AC input plugs must be ordered separately, see AC input plug section.
2. Other output voltages available, contact sales for details.
3. Total regulation includes initial set accuracy, line and load regulation.
4. Typical average value measured at 25%, 50%, 75% and 100% at 230VAC.
5. For white case version add suffix '-W' e.g. AMF36US12-W. MOQ applies, contact sales for details.

Input

Characteristic	Minimum	Typical	Maximum	Units	Notes & Conditions
Input Voltage	80		264	VAC	
Input Frequency	47		63	Hz	
Input Current			1	A	Measured at 80VAC
Inrush Current			70	A	240VAC, cold start at 25°C
Power Factor	EN61000-3-2, class A				
No Load Input Power			75	mW	
Input Protection	Internal fuse in line				

Output

Characteristic	Minimum	Typical	Maximum	Units	Notes & Conditions
Output Voltage	5		48	V	See Models and Ratings table
Minimum Load	0			A	No minimum load required
Start Up Delay			4	s	
Start Up Rise Time			60	ms	
Hold Up Time	10			ms	Full load and 100VAC
Total Regulation			5	%	See Models and Ratings table
Transient Response			4	% deviation	Recovery within <1% within 500µs for a 60% step load change at 0.15A/µs
Ripple & Noise			150	mV pk-pk	Measured with 20MHz bandwidth and 10µF electrolytic in parallel with 0.1µF ceramic capacitor
Over Voltage Protection	110		200	%	Auto recovery
Over Load Protection	120		205	%	
Leakage Current			50	µA	At 264VAC, 60Hz, from output to ground
Temperature Coefficient			0.05	%/°C	

General

Characteristic	Minimum	Typical	Maximum	Units	Notes & Conditions
Efficiency		88		%	Typical average of efficiencies measured at 25%, 50%, 75% and 100% load and 230VAC input
Energy Efficiency					Level VI
Isolation	4000			VAC	Input to Output, 2 x MOPP. Suitable for BF applications
Switching Frequency	24		70	kHz	Variable
Mean Time Between Failure	200			khrs	MIL-HDBK-217F at 25°C GB
Weight		0.46 (210)		lb (g)	Body only

Environmental

Characteristic	Minimum	Typical	Maximum	Units	Notes & Conditions
Operating Temperature	0		+60	°C	Derate from 100% load at 45°C to 50% load at 60°C. Agency approval to 45°C max.
Storage Temperature	-20		+85	°C	
Operating Humidity			90	%RH	Non-condensing
Operating Altitude			5000	m	
Vibration	10		300	Hz	2g, 0.3 decades/min, 15 mins for each of 3 axes
Cooling	Natural convection				
Shock	1m drop onto concrete on each of 6 axes, non operating				

EMC: Emissions

Phenomenon	Standard	Test Level	Notes & Conditions
Emissions	EN55011	Level B	Conducted and radiated
Harmonic Current	EN61000-3-2	Class A	
Voltage Flicker	EN61000-3-3		

EMC: Immunity

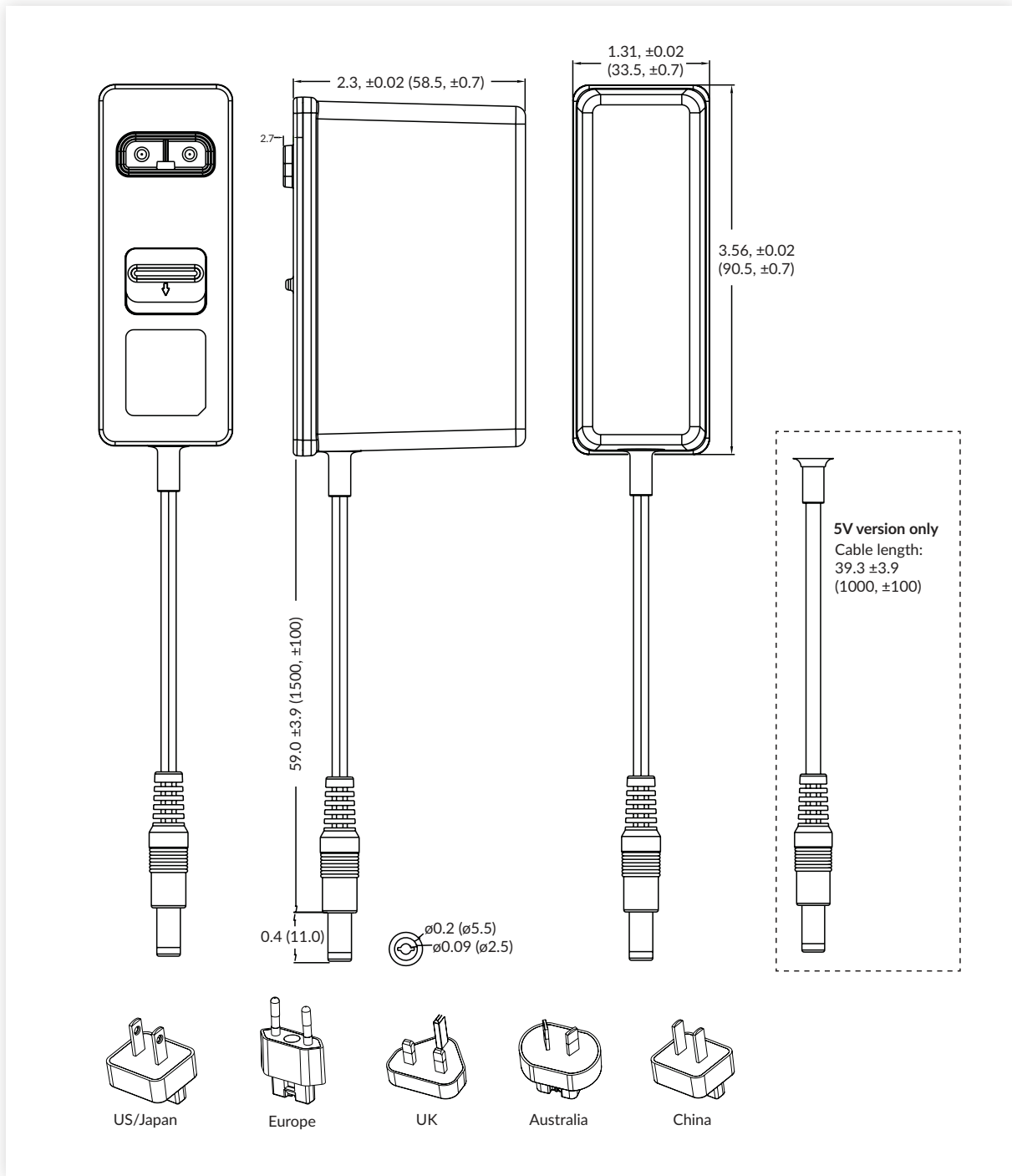
Phenomenon	Standard	Test Level	Criteria	Notes & Conditions
Medical Device EMC	IEC60601-1-2	Ed.4.0 : 2014	as below	
ESD Immunity	EN61000-4-2	±8kV contact, ±15kV air	A	
Radiated Immunity	EN61000-4-3	10 V/m	A	80 to 2700mHz, IEC60601-1-2 Ed. 4.0 at other frequencies
EFT/Burst	EN61000-4-4	Level 3	A	
Surge	EN61000-4-5	Level 3	A	
Conducted Immunity	EN61000-4-6	6 V	A	
Magnetic Fields	EN61000-4-8	30A/m	A	
Dips and Interruptions	EN60601-1-2	Dip: 30% 25 AC Cycles	A/B	High Line/Low Line
		Int: 100% 0.5 AC Cycle	A	At 8 angles
		Int: 100% 1 AC Cycle	B	
		Int.: >95% 5000ms	B	

Safety Approvals

Certification	Safety Standard	Notes & Conditions
UL	UL 62368-1	Information Technology
	ANSI/AAMI ES60601-1	Medical, 2 x MOPP
EN	EN62368-1	Information Technology
	EN60601-1, EN60601-1-11	Medical, 2 x MOPP
CB	IEC62368-1	Information Technology
	IEC60601-1, IEC60601-1-11	Medical, 2 x MOPP
CCC	China Compulsory Certification, GB4943, GB17625.1, GB4943.1, GB/T9254	Information Technology
CSA	CAN/CSA C22.2 No. 62368-1-14	Information Technology
	CSA C22.2 No. 60601	Medical, 2 x MOPP
AU/NZ	AS/NZS 62368.1	Information Technology
CE	Meets all applicable directives	
UKCA	Meets all applicable legislation	

Mechanical Details

AMF36USXX



Notes:

- 1. All dimensions shown in inches (mm). Tolerance: ±0.02 (±0.7)
- 2. Weight: 0.46lb (210g)

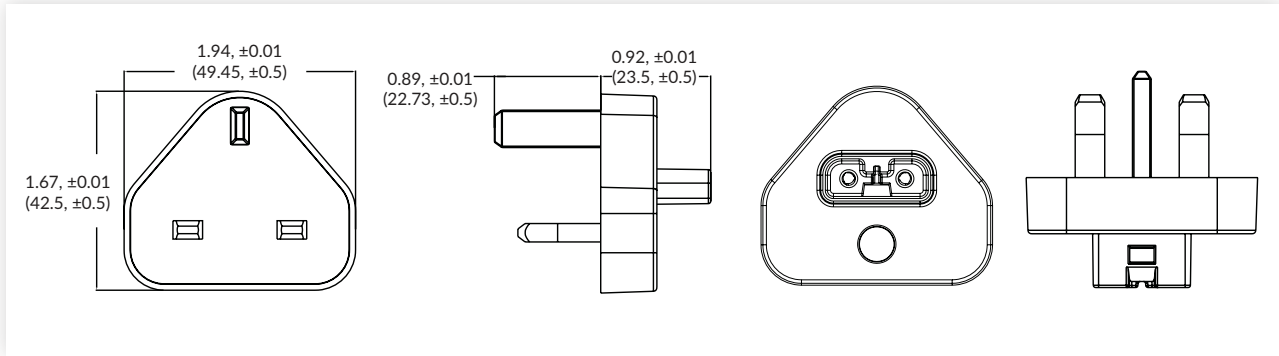
- 3. Output plug: barrel jack connector, ø5.5 x ø2.5 x 11.0mm, centre positive
- 4. Output lead: UL1185, 16AWG, 1000mm for 5V version, UL2468, 18AWG, 1500mm for 9V to 48V versions.

Mechanical Details

AC Input Plugs

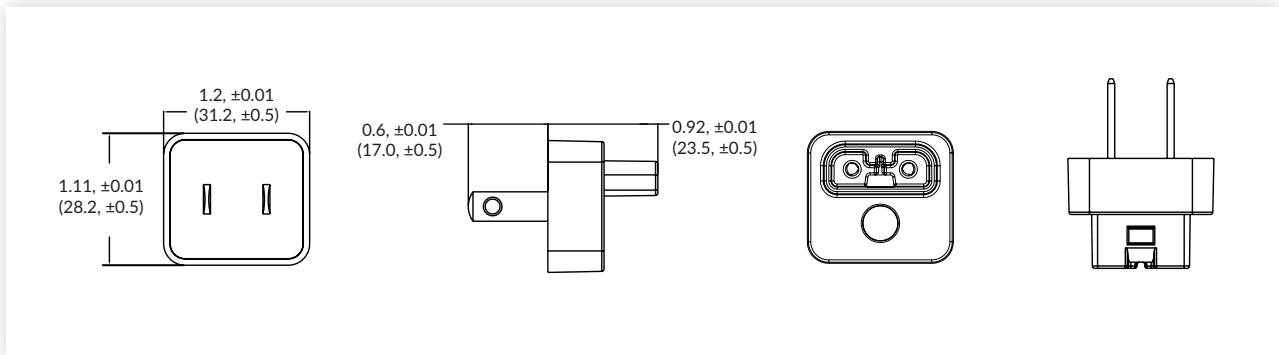
Black UK Plug: AMF PLUG UK

White UK Plug: AMF PLUG UK W



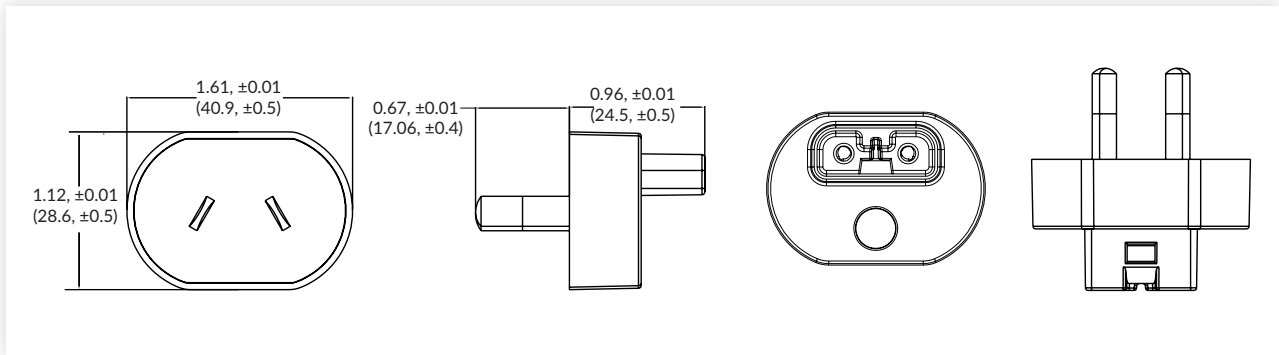
Black USA Plug: AMF PLUG US

White USA Plug: AMF PLUG US W



Black Australian Plug: AMF PLUG AU

White Australian Plug: AMF PLUG AU W

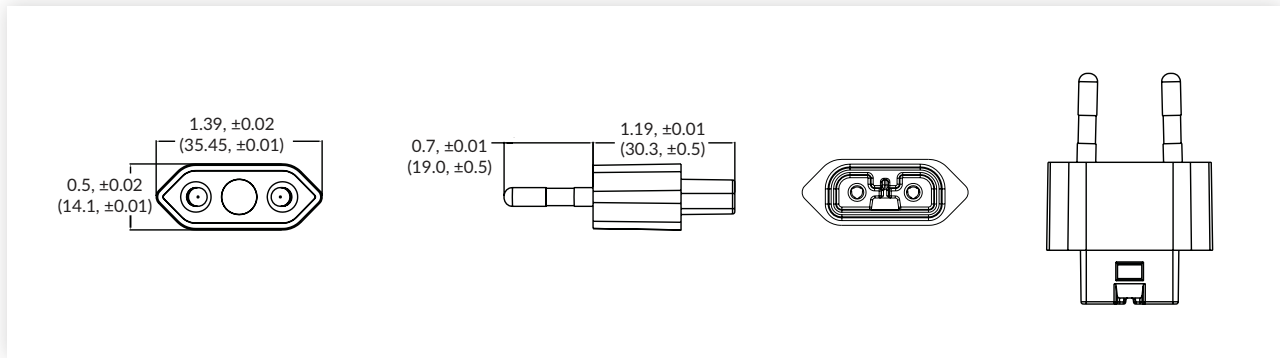


Mechanical Details

AC Input Plugs

Black European Plug: AMF PLUG EU

White European Plug: AMF PLUG EU W



Black China Plug: AMF PLUG CN

White China Plug: AMF PLUG CN W

