

MATERIALS & SPECIFICATIONS

PART NO.	A55000-051	REV	ECO	DATE	APP
		G	100683	06-28-14	TLM

HOUSING:
ALUMINUM 6061-T6, NICKEL PLATE PER SAE-AMS-2404.

INSULATOR:
THERMOPLASTIC PER MIL-DTL-32139

CONTACT:
COPPER ALLOY PER MIL-DTL-32139, GOLD PLATE PER ASTM B488, (HARD GOLD) TYPE II CODE C, CLASS 1.27

WIRE:
NEMA HP3 TYPE ET, COLOR CODED IAW MIL-STD-681, SYSTEM 1, USING TEN SOLID REPEATING COLORS

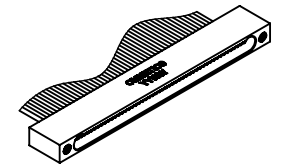
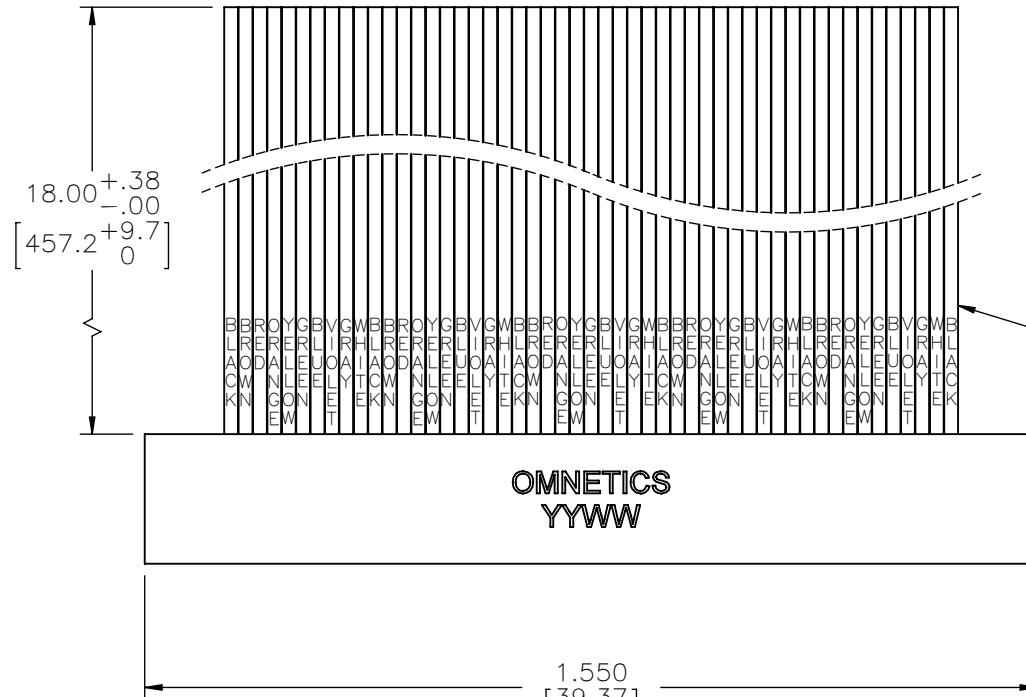
CURRENT RATING:
1 AMP MAX PER MIL-DTL-32139

CONTACT RESISTANCE:
71 MILLIOHM MAX (71mV DROP MAX) @ 1.0 AMPS PER MIL-DTL-32139

PERFORMANCE:
PRODUCT FAMILY TESTED TO AND PASSED THE PERFORMANCE SPECIFICATIONS OF TABLE VIII OF MIL-DTL-32139.

NOTE:

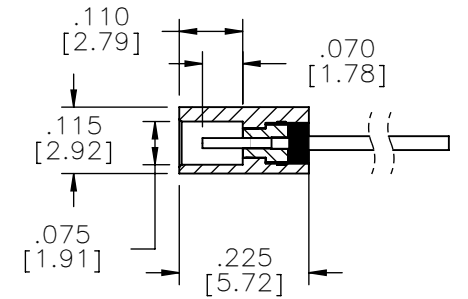
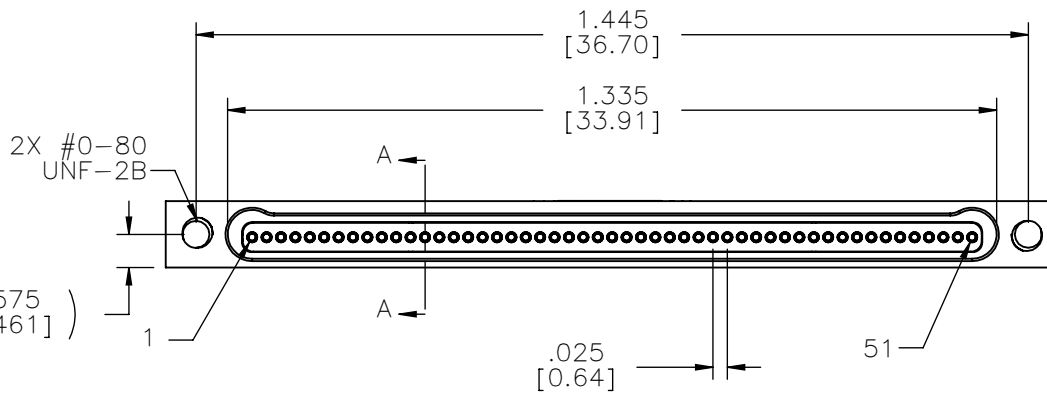
DIMENSIONS IN [] ARE IN MILLIMETERS UNLESS OTHERWISE NOTED AND ARE FOR REFERENCE ONLY



ACTUAL SIZE EXCLUDING WIRE LENGTH

30 AWG (7-38) PTFE, COLOR CODED

SOCKET #	COLOR
1, 11, 21, 31, 41, 51	BLACK
2, 12, 22, 32, 42	BROWN
3, 13, 23, 33, 43	RED
4, 14, 24, 34, 44	ORANGE
5, 15, 25, 35, 45	YELLOW
6, 16, 26, 36, 46	GREEN
7, 17, 27, 37, 47	BLUE
8, 18, 28, 38, 48	VIOLET
9, 19, 29, 39, 49	GRAY
10, 20, 30, 40, 50	WHITE



SECTION A-A

MBS SLDW	THIRD ANGLE
	-TOLERANCES- UNLESS OTHERWISE NOTED
	DIMENSIONS IN INCHES
	2 PL DEC ± .01 3 PL DEC ± .005 4 PL DEC ± .0005 ANGLES ± 1°

THIS DRAWING CONTAINS CONFIDENTIAL AND PROPRIETARY INFORMATION WHICH IS THE PROPERTY OF OMNETICS CONNECTOR CORP. THIS DOCUMENT MAY NOT, IN WHOLE OR IN PART, BE DUPLICATED, OR DISCLOSED FOR ANY PURPOSE, WITHOUT WRITTEN PERMISSION FROM OMNETICS CONNECTOR CORP.	
DFTM. TEP	DATE 09-18-06
CHK'D.	DATE
APP'D.	DATE

TITLE: (51) SOCKET FEMALE
Bi-Lobe® CONNECTOR

OMNETICS
CONNECTOR CORPORATION
7260 COMMERCE CIRCLE EAST
MINNEAPOLIS, MN 55432
WWW.OMNETICS.COM

CAGE CODE 61873
DWG NO. A55000-051
SHEET 1 OF 1
SCALE: 3:1
REV G