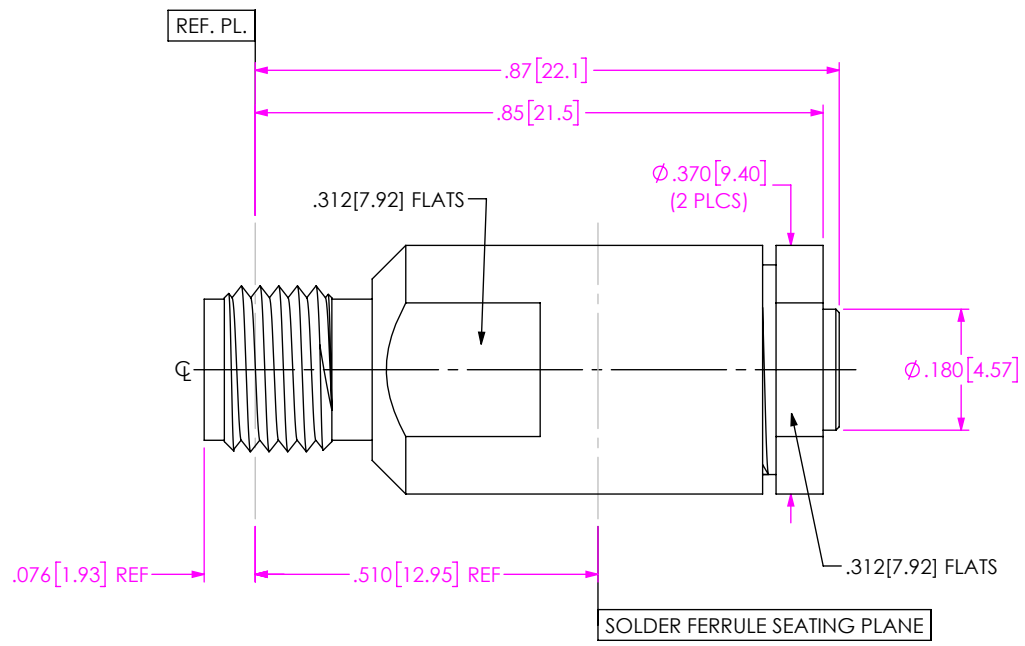


DO NOT SCALE FROM THIS PRINT

DESIGNED & DIMENSIONED IN INCHES[MILLIMETERS]



PRF92-J-C-EP-402-SS

SERIES
-92: 2.92MM

GENDER
-J: JACK

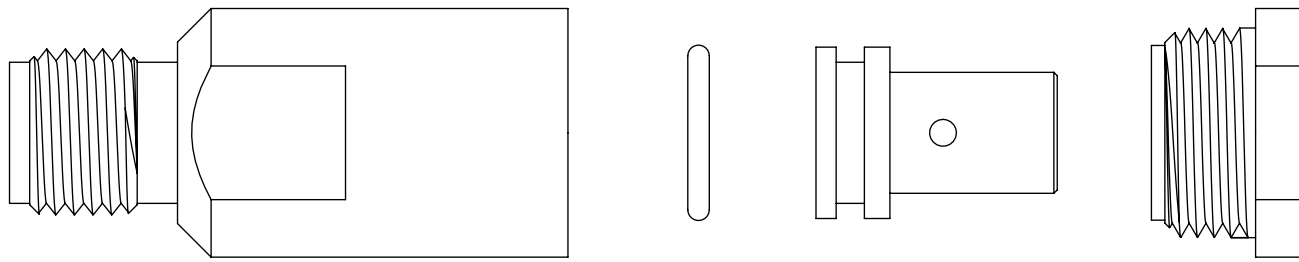
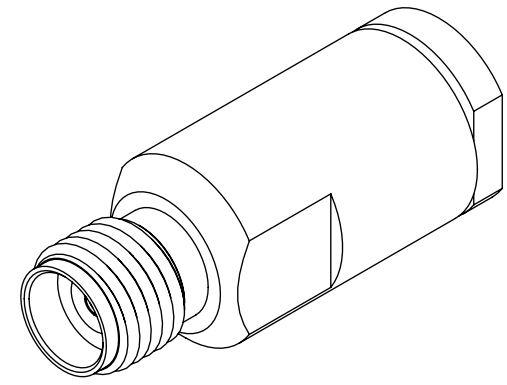
TYPE
-C: CABLE

TERMINATION
S: SOLDER CLAMP

ORIENTATION
-S: STRAIGHT

CABLE TYPE
-402: RG-402 SEMI-RIGID

FINISH
-EP: 50µ" EXTRA HEAVY GOLD CENTER CONTACT, PASSIVATED OUTER CONTACT



EXPLODED VIEW
NOT TO SCALE
(FOR CLARITY ONLY)

NOTES:

- MATERIAL:
BODY, CLAMP NUT, BUSHING: STAINLESS STEEL
CONTACT: BERYLLIUM COPPER
SOLDER FERRULE: BRASS ALLOY
BEAD: PEI
O-RING: SILICONE RUBBER
- FINISH:
BODY, CLAMP NUT, BUSHING: PASSIVATED
CONTACT, SOLDER FERRULE: 50µ" MIN. GOLD OVER 50µ" MIN. NICKEL PLATE
- PCI P/N: 3830

F:\DWG\MISC\MKTG\PRF92-J-C-EP-402-SS-MKT.SLDRW

UNLESS OTHERWISE SPECIFIED, DIMENSIONS ARE IN INCHES.
TOLERANCES ARE:
DECIMALS ANGLES
.XX: ±.02[0.5]
.XXX: ±.005[0.13]
.XXXX: ±.0005[0.013]

PROPRIETARY NOTE
THIS DOCUMENT CONTAINS CONFIDENTIAL AND PROPRIETARY INFORMATION AND ALL DESIGN, MANUFACTURING, REPRODUCTION, USE, PATENT RIGHTS AND SALES RIGHTS ARE EXPRESSLY RESERVED BY SAMTEC, INC. THIS DOCUMENT SHALL NOT BE DISCLOSED, IN WHOLE OR PART, TO ANY UNAUTHORIZED PERSON OR ENTITY NOR REPRODUCED, TRANSFERRED OR INCORPORATED IN ANY OTHER PROJECT IN ANY MANNER WITHOUT THE EXPRESS WRITTEN CONSENT OF SAMTEC, INC.



520 PARK EAST BLVD., NEW ALBANY, IN 47150
PHONE: 812-944-6733 FAX: 812-948-5047
e-Mail: info@SAMTEC.com code 55322

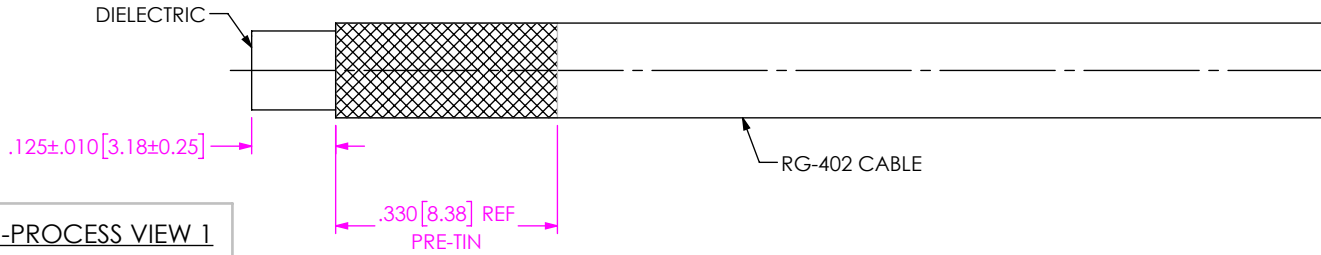
DO NOT SCALE DRAWING SHEET SCALE: 3.5:1

DESCRIPTION: 2.92MM JACK, SOLDER CLAMP FOR RG-402 CABLE

DWG. NO. PRF92-J-C-EP-402-SS

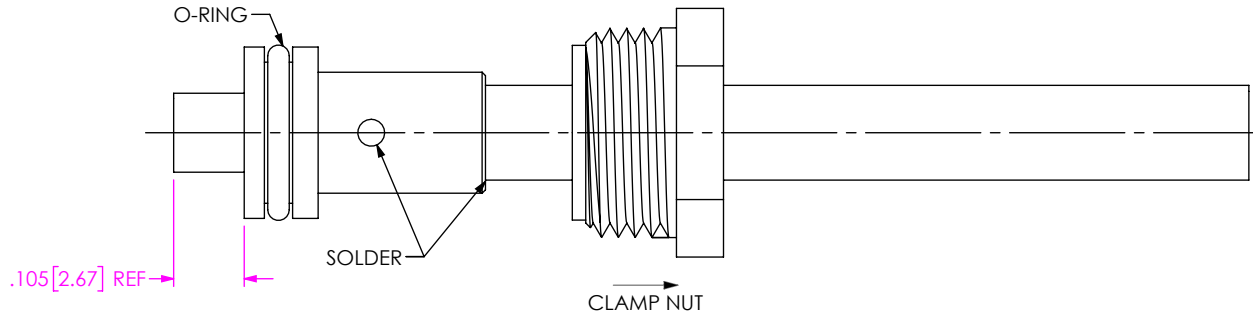
BY: CANDY W 05/10/2019 SHEET 1 OF 3

CABLE APPLICATION VIEWS



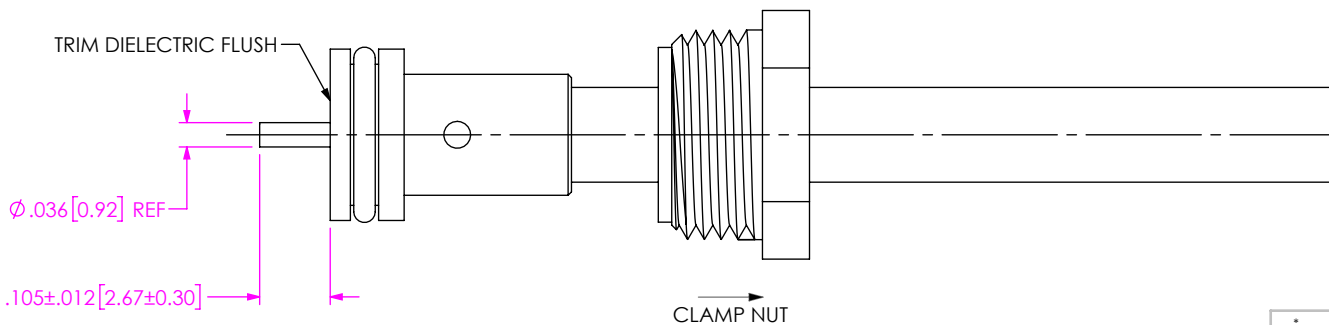
IN-PROCESS VIEW 1

- 1A. PRE-TIN CABLE OVER LENGTH SHOWN.
- 1B. TRIM CABLE TO EXPOSE CENTER CONDUCTOR TO DIMENSION SHOWN (DO NOT SCORE CENTER CONDUCTOR).



IN-PROCESS VIEW 2

- 2A. INSTALL O-RING ONTO FERRULE WHERE SHOWN AND SLIDE CLAMP NUT OVER CABLE IN ORIENTATION SHOWN.
- 2B. INSERT CABLE INTO SOLDER FERRULE UNTIL SEATED AND SOLDER TO CABLE OUTER JACKET WHERE SHOWN.



IN-PROCESS VIEW 3

- 3A. TRIM DIELECTRIC FLUSH WITH SEATING SURFACE OF SOLDER FERRULE.
- 3B. VERIFY CENTER CONDUCTOR DIMENSION SHOWN FROM FERRULE SEATING SURFACE.

PROPRIETARY NOTE
 THIS DOCUMENT CONTAINS CONFIDENTIAL AND PROPRIETARY INFORMATION AND ALL DESIGN, MANUFACTURING, REPRODUCTION, USE, PATENT RIGHTS AND SALES RIGHTS ARE EXPRESSLY RESERVED BY SAMTEC, INC. THIS DOCUMENT SHALL NOT BE DISCLOSED, IN WHOLE OR PART, TO ANY UNAUTHORIZED PERSON OR ENTITY NOR REPRODUCED, TRANSFERRED OR INCORPORATED IN ANY OTHER PROJECT IN ANY MANNER WITHOUT THE EXPRESS WRITTEN CONSENT OF SAMTEC, INC.



520 PARK EAST BLVD, NEW ALBANY, IN 47150
 PHONE: 812-944-6733 FAX: 812-948-5047
 e-Mail info@SAMTEC.com code 55322

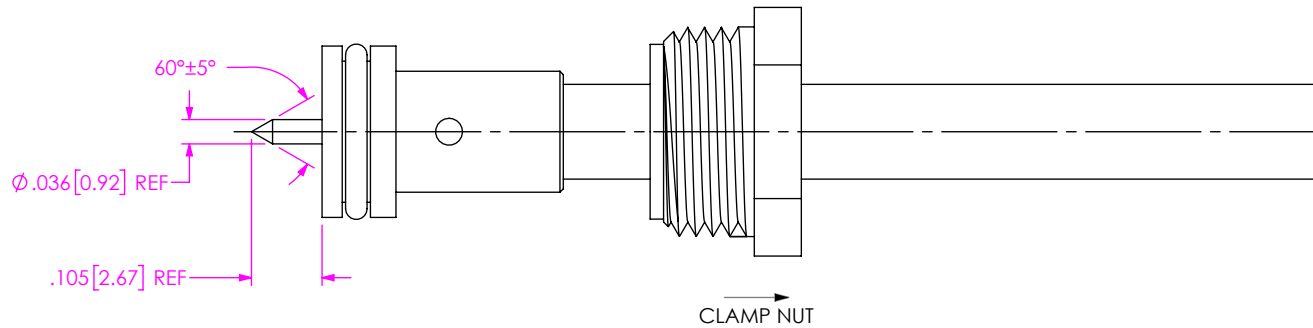
DO NOT SCALE DRAWING

SHEET SCALE: 3.5:1

DESCRIPTION: 2.92MM JACK, SOLDER CLAMP FOR RG-402 CABLE

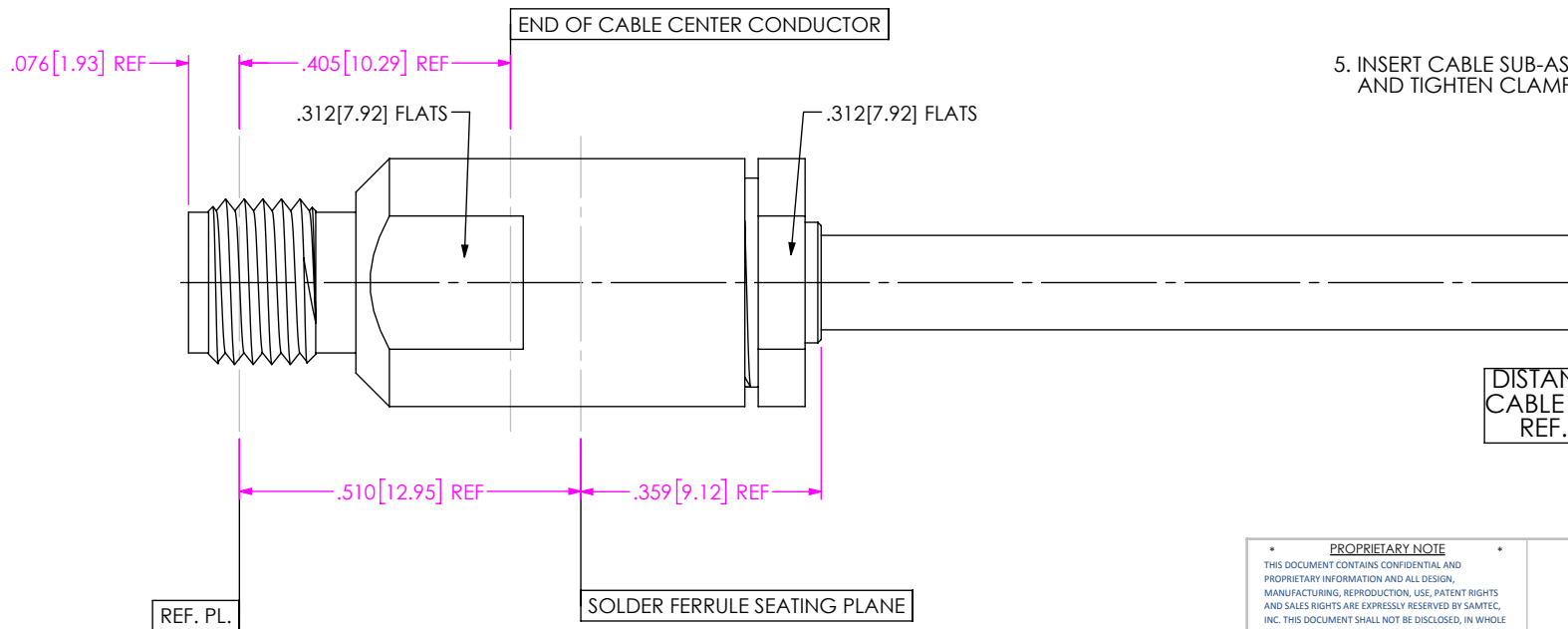
DWG. NO. PRF92-J-C-EP-402-SS

BY: CANDY W 05/10/2019 SHEET 2 OF 3



4. POINT CABLE CENTER CONDUCTOR AS SHOWN.

IN-PROCESS VIEW 4



5. INSERT CABLE SUB-ASSEMBLY INTO CONNECTOR UNTIL SEATED AND TIGHTEN CLAMP NUT TO 25-35 IN-LBS.

DISTANCE FROM END OF CABLE CENTER COND. TO REF. PL. IS .405 (REF.)

PROPRIETARY NOTE
 THIS DOCUMENT CONTAINS CONFIDENTIAL AND PROPRIETARY INFORMATION AND ALL DESIGN, MANUFACTURING, REPRODUCTION, USE, PATENT RIGHTS AND SALES RIGHTS ARE EXPRESSLY RESERVED BY SAMTEC, INC. THIS DOCUMENT SHALL NOT BE DISCLOSED, IN WHOLE OR PART, TO ANY UNAUTHORIZED PERSON OR ENTITY NOR REPRODUCED, TRANSFERRED OR INCORPORATED IN ANY OTHER PROJECT IN ANY MANNER WITHOUT THE EXPRESS WRITTEN CONSENT OF SAMTEC, INC.



520 PARK EAST BLVD, NEW ALBANY, IN 47150
 PHONE: 812-944-6733 FAX: 812-948-5047
 e-Mail info@SAMTEC.com code 55322

DO NOT SCALE DRAWING

SHEET SCALE: 3.5:1

DESCRIPTION: 2.92MM JACK, SOLDER CLAMP FOR RG-402 CABLE

DWG. NO. PRF92-J-C-EP-402-SS

BY: CANDY W 05/10/2019 SHEET 3 OF 3

IN-PROCESS VIEW 5