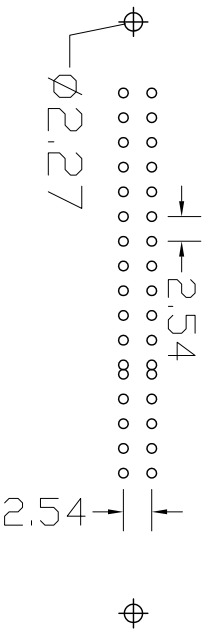
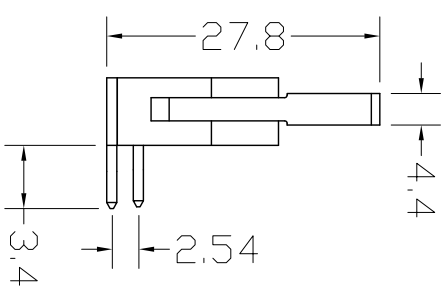
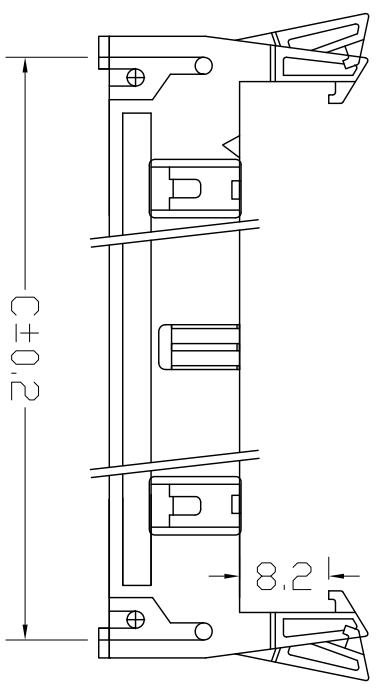
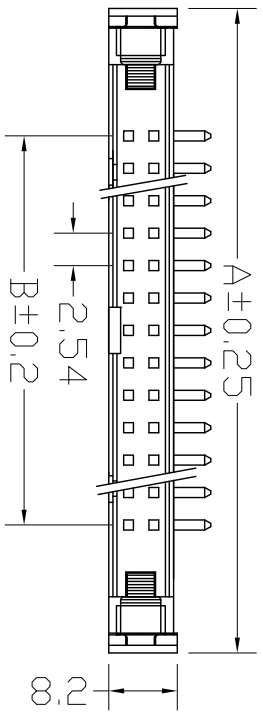


REV.	DESCRIPTION	DATE
A	RELEASE	2012.11.12

**ROHS**

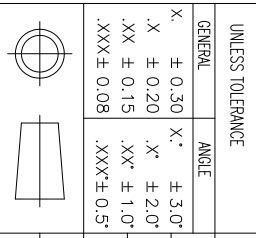
**NOTES:**

Insulator Material: PBT, UL 94V-0  
 Contact Plating: TIN, 80-100µ"  
 Contact Material: Brass  
 Current Rating : 1A AC,DC  
 Contact Resistance: 20MΩ Max.  
 Dielectric Withstanding: AC 500V  
 Insulator Resistance: 1000MΩ Min.  
 Operating Temp.: -40°C~+105°C



NUMBER OF POSITIONS	DIMENSIONS		
	A	B	C
06	26.92	5.08	22.86
08	29.46	7.62	25.40
10	32.00	10.16	27.94
12	34.54	12.70	30.48
14	37.08	15.24	33.02
16	39.62	17.78	35.56
20	44.70	22.86	40.64
24	49.78	27.94	45.72
26	52.32	30.48	48.26
30	57.40	35.56	53.34
34	62.48	40.64	58.42
40	70.10	48.26	66.04
50	82.80	60.96	78.74
60	95.50	73.66	91.44
64	100.58	78.74	96.52

UNLESS TOLERANCE	
GENERAL	ANGLE
X ± 0.30	X° ± 3.0°
.X ± 0.20	.X° ± 2.0°
.XX ± 0.15	.XX° ± 1.0°
.XXX ± 0.08	.XXX ± 0.5°



DRAW BY		SCALE		SHEET		UNIT	
DESIGN BY		1:1	1/1			MM	
CHECK BY							
APPROVE BY							

**CnC Tech,LLC**

Part No.  
3010-XX-002-13-99

Draw No: REV: A