

#### specifications

Consumption	Lumen Output	CRI	Material	Ambient Temp (F)	L70 hours	Beam Angle	Efficacy	THD	Standard Finish	IP Rating	Dimmable
12 W	960	> 80	non-flammable polycarbonate body with internal aluminum heat sink	-4° - 104°	80,000	120°	80 lm /W	< 30%	white magnetic	20 damp location	yes triac

#### select your downlight fixture

Part Number	Color Temp	Voltage
GI-7DL-CCT85-ES4	<span style="background-color: yellow; border-radius: 50%; padding: 2px;">30K</span> <span style="background-color: cyan; border-radius: 50%; padding: 2px; margin-left: 5px;">40K</span> <span style="background-color: blue; border-radius: 50%; padding: 2px; margin-left: 5px;">50K</span> <small>selectable</small>	120 V



#### Select your accessories\*

7" Magnetic Trim Accessories Part Number		
Chrome	Matte Black	Satin Nickel
GI-ACC-7DLCR	GI-ACC-7DLMB	GI-ACC-7DLSN

\*optional



#### other specifications


Dimensions	Warranty	Weight	Case QTY
7" (D) x 1/2" (H)	6 years	0.77lbs	40 pcs




#### Features

- ▶ Can be surface mount with bracket or installed in a 6" can using spring clips
- ▶ Selectable (dip switch) color temperature allows you to choose having 3000K, 4000K or 5000K
- ▶ Magnetic optional trims in chrome, matte black or satin nickel finish

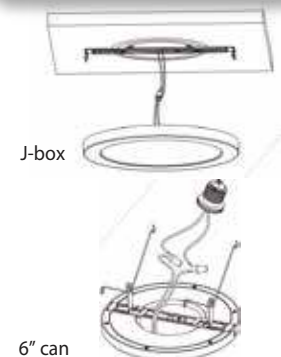
#### Isolux Diagram



#### Distance vs Illumination



#### Installation Diagram



Not all product variations listed on this page may be DLC qualified. Visit [www.designlights.org/search](http://www.designlights.org/search) to confirm qualification.

