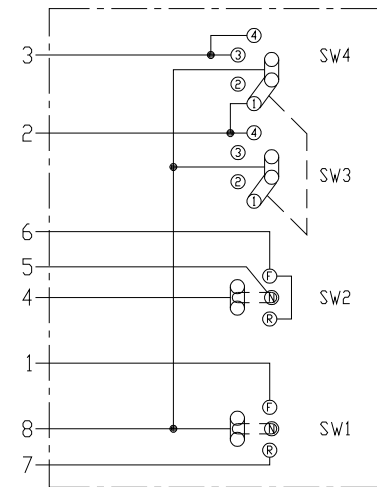
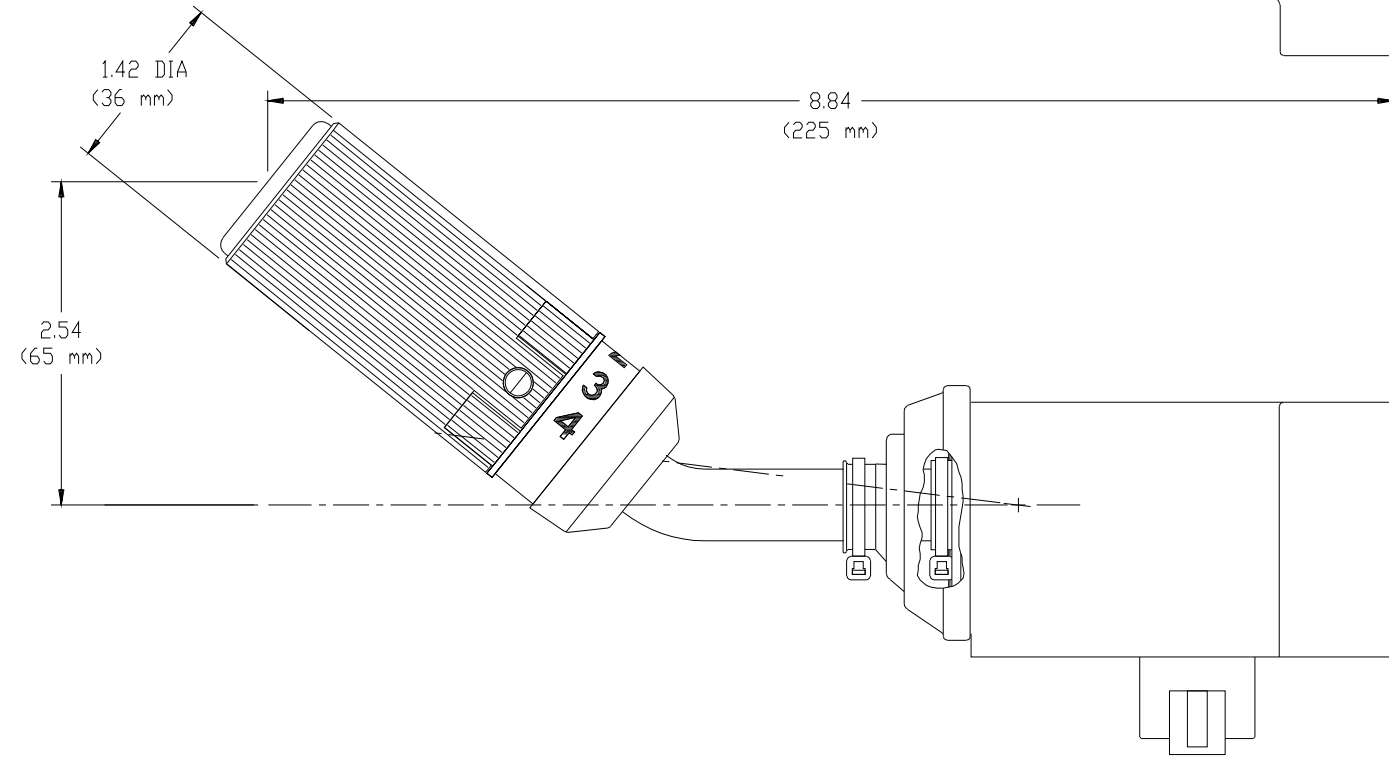
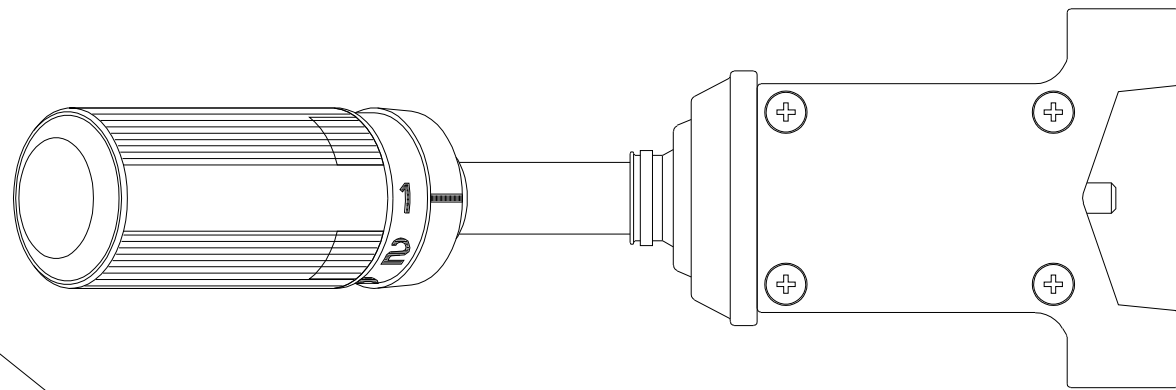


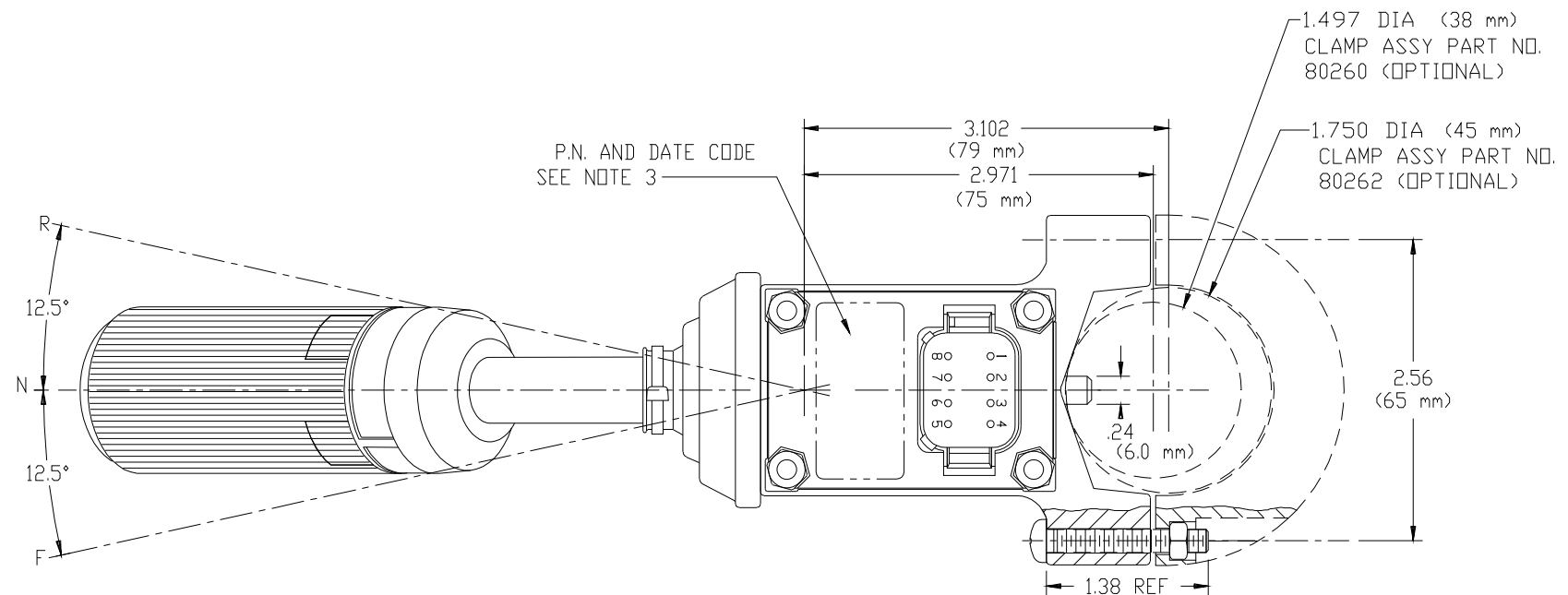
PART NUMBER		81248		REV.	D
DESCRIPTION OF CHANGE					
APPD.	REV.	DATE	PCN NO.	BY	
	A	15May97	30352	RF	
RELEASED FOR PRODUCTION					
	B	10Mar98	30511	RF	
REFLECT CHANGE TO ITEM 2-79441-COVER ITEM 3 WAS 79775-O-RING					
	C	18Apr00	32219	RF	
REFLECT CHANGE TO 79441 COVER 79775 'O' RING WAS 84196 GASKET					
	D	30Sep02	33201	RF	
REFLECT CHANGE TO ITEM 1-82908-HOUSING, HANDLE & C.B. ASSY ITEM 6 WAS 77555-DECAL, INDICATOR NOTE WAS 'POSITION DECAL AGAINST THESE EDGES WHEN INSTALLING'					



ELECTRICAL SCHEMATIC
SHOWN IN NEUTRAL
LEGEND

SW1	DIRECTION SELECTOR SWITCH (B POSITIVE)	N	NEUTRAL POSITION
		R	REVERSE POSITION
SW2	NEUTRAL INDICATOR SWITCH	1	FIRST GEAR POSITION
SW3	SPEED SELECTOR SWITCH	2	SECOND GEAR POSITION
SW4	SPEED SELECTOR SWITCH	3	THIRD GEAR POSITION
F	FORWARD POSITION	4	FOURTH POSITION

PART NUMBER
81248



NOTES:

3. HOBBS P/N AND DATE CODE TO BE STAMPED IN AREA SHOWN. LETTERS .2 ±.03 HIGH.
- 4 A. MATING CONNECTOR - DEUTSCH DT06-8S
 B. CONNECTOR TERMINAL - DEUTSCH 1062-16-0122
 OPTIONAL TERMINAL - DEUTSCH 0462-201-16141
 C. CONNECTOR WEDGE - DEUTSCH W8S
 D. SEALING PLUG - DEUTSCH 114017

PROPRIETARY INFORMATION. PROPERTY OF HOBBS CORPORATION.

J.W. HOBBS CORP. SPRINGFIELD, IL U.S.A.			NAME SHIFTER ASSY F-N-R SHIFTER		
DRAWN RF	CHECKED	TOLERANCES UNLESS OTHERWISE SPECIFIED X.X ± .020 X.XX ± .010 X.XXX ± .005	FINISH X.XXXX ± .0005 < ± 0° 30'	NEXT ASSY.	PART NUMBER 81248
DATE 7sep95	SCALE 1:1	MATERIAL			
DO NOT SCALE	DKT. NO.				