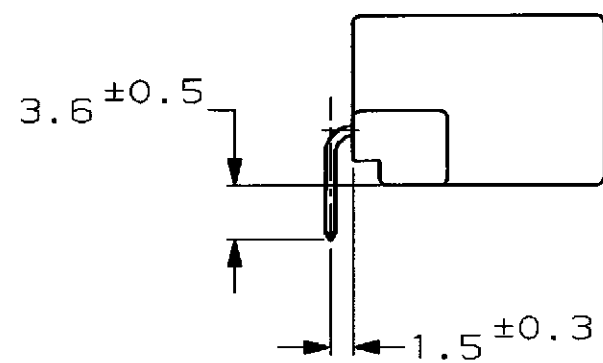
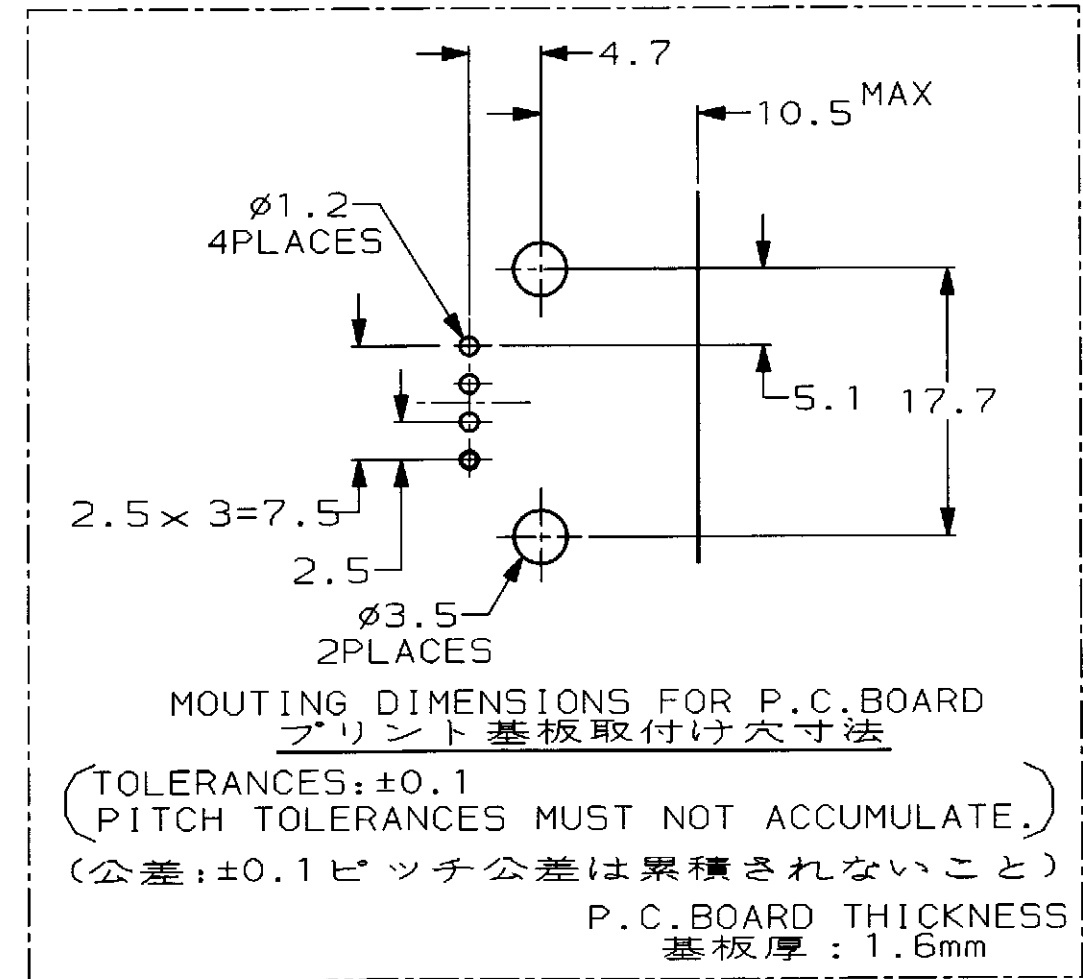
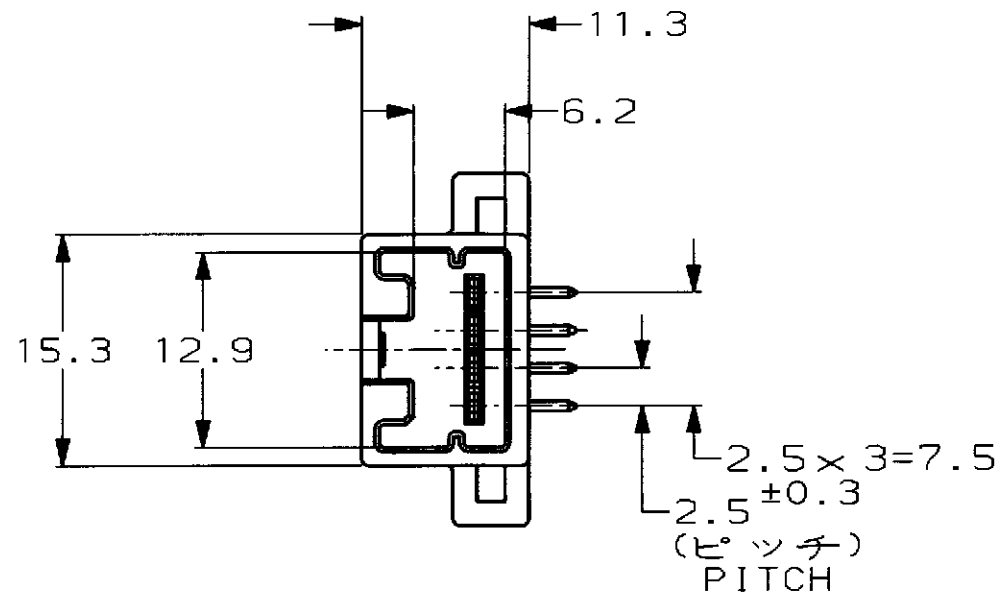
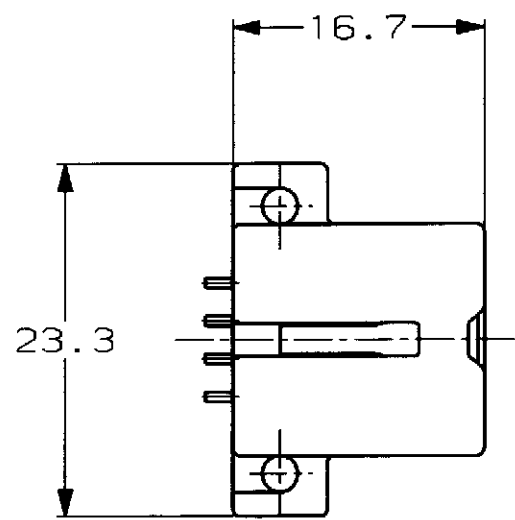


P	LTR	DESCRIPTION	ECN	DATE	DWN	APVD
	A	再作成 REDRAWN	FJ00-0506-98	08 APR 98		



- 1 RECOMMENDED MOUNTING SCREW: PAN-HEADED, TYPE 2 TAPPING SCREW OF 3 DIA X 6 LENGTH (JIS B1115, B1122), TIGHTENING TORQUE: 39.2N-cm [4Kg-cm] MAX
- 1 推奨取付ネジ: JIS B1115, B1122 タッピングねじ, なべ2種, 呼び径3, 長さ6, 締付トルク: 39.2N-cm [4Kg-cm] 以下

自然色 (NATURAL)	1123395-1
色 (COLOR)	型番 PART NUMBER

THIS DRAWING IS A CONTROLLED DOCUMENT FOR AMP INCORPORATED. IT IS SUBJECT TO CHANGE AND THE CONTROLLING ENGINEERING ORGANIZATION SHOULD BE CONTACTED FOR THE LATEST REVISION.		DWN CHK APVD		AMP 日本エー・エム・シー株式会社 Kawasaki, Japan	
DIMENSIONS: 単位: 概 mm	TOLERANCES UNLESS OTHERWISE SPECIFIED	NAME 名称	040III MULTILOCK CONNECTOR 4POS CAP HOUSING ASSEMBLY WIRE TO BOARD (H) TYPE		
MATERIAL 材料	FINISH 仕上	PRODUCT SPEC 製品規格	040III マルチロック コネクタ 4極 水平型 キャップハウジング アッセンブリ (対基板用)		
		APPLICATION SPEC 取付適用規格	SIZE	CAGE CODE	DRAWING NO 番号
PBT		WEIGHT	A3	00779	1123395
CUSTOMER DRAWING			SCALE 尺度	SHEET 1	OF 1