

DIP300T600P06 *Proto Advantage*

Datasheet revision 1.0

www.Proto-Advantage.com

DIP-6 (0.3" body) to DIP-6 (0.6" body) adapter (TH mount bottom pins)


SPECIFICATIONS

Lead-Free / RoHS 3 Compliant / REACH Compliant


PCB Dimensions: 0.7 x 0.3 x 0.063 inches (17.78 x 7.62 x 1.6 mm)

Ships unassembled, with pins included.

3D Top View (Pins Assembled)




3D Bottom View (Pins Assembled)



2D Top View (Pins Unassembled)



2D Bottom View (Pins Unassembled)



Available Part Numbers for DIP to DIP Conversion:

| From | | To | | Pin Count | Orderable Part Number |
|--------|----------------|--------|------------|-----------|-----------------------|
| Pitch | Body Width | Pitch | Body Width | | |
| 0.070" | 0.3"/0.4"/0.6" | 0.100" | 0.9" | 32 | DIP070T100P32 |
| 0.070" | 0.3"/0.4"/0.6" | 0.100" | 0.9" | 64 | DIP070T100P64 |
| 0.100" | 0.3" | 0.100" | 0.6" | 4 | DIP300T600P04 |
| 0.100" | 0.3" | 0.100" | 0.6" | 6 | DIP300T600P06 |
| 0.100" | 0.3" | 0.100" | 0.6" | 8 | DIP300T600P08 |
| 0.100" | 0.3" | 0.100" | 0.6" | 10 | DIP300T600P10 |
| 0.100" | 0.3" | 0.100" | 0.6" | 12 | DIP300T600P12 |
| 0.100" | 0.3" | 0.100" | 0.6" | 14 | DIP300T600P14 |
| 0.100" | 0.3" | 0.100" | 0.6" | 16 | DIP300T600P16 |
| 0.100" | 0.3" | 0.100" | 0.6" | 18 | DIP300T600P18 |
| 0.100" | 0.3" | 0.100" | 0.6" | 20 | DIP300T600P20 |
| 0.100" | 0.3" | 0.100" | 0.6" | 22 | DIP300T600P22 |
| 0.100" | 0.3" | 0.100" | 0.6" | 24 | DIP300T600P24 |
| 0.100" | 0.3" | 0.100" | 0.6" | 26 | DIP300T600P26 |
| 0.100" | 0.3" | 0.100" | 0.6" | 28 | DIP300T600P28 |
| 0.100" | 0.6" | 0.100" | 0.3" | 4 | DIP600T300P04 |
| 0.100" | 0.6" | 0.100" | 0.3" | 6 | DIP600T300P06 |
| 0.100" | 0.6" | 0.100" | 0.3" | 8 | DIP600T300P08 |
| 0.100" | 0.6" | 0.100" | 0.3" | 10 | DIP600T300P10 |
| 0.100" | 0.6" | 0.100" | 0.3" | 12 | DIP600T300P12 |
| 0.100" | 0.6" | 0.100" | 0.3" | 14 | DIP600T300P14 |
| 0.100" | 0.6" | 0.100" | 0.3" | 16 | DIP600T300P16 |
| 0.100" | 0.6" | 0.100" | 0.3" | 18 | DIP600T300P18 |
| 0.100" | 0.6" | 0.100" | 0.3" | 20 | DIP600T300P20 |
| 0.100" | 0.6" | 0.100" | 0.3" | 22 | DIP600T300P22 |
| 0.100" | 0.6" | 0.100" | 0.3" | 24 | DIP600T300P24 |
| 0.100" | 0.6" | 0.100" | 0.3" | 26 | DIP600T300P26 |
| 0.100" | 0.6" | 0.100" | 0.3" | 28 | DIP600T300P28 |
| 0.100" | 0.9" | 0.100" | 0.6" | 48 | DIP900T600P48 |