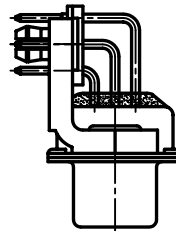
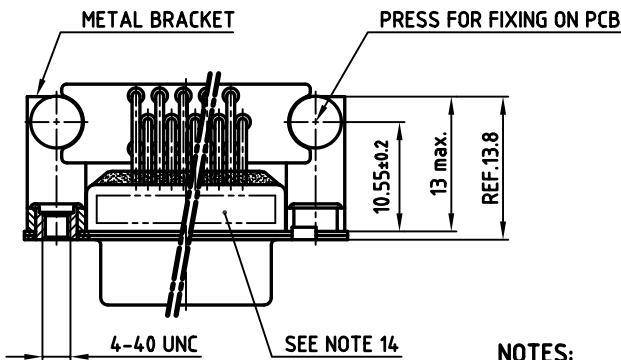
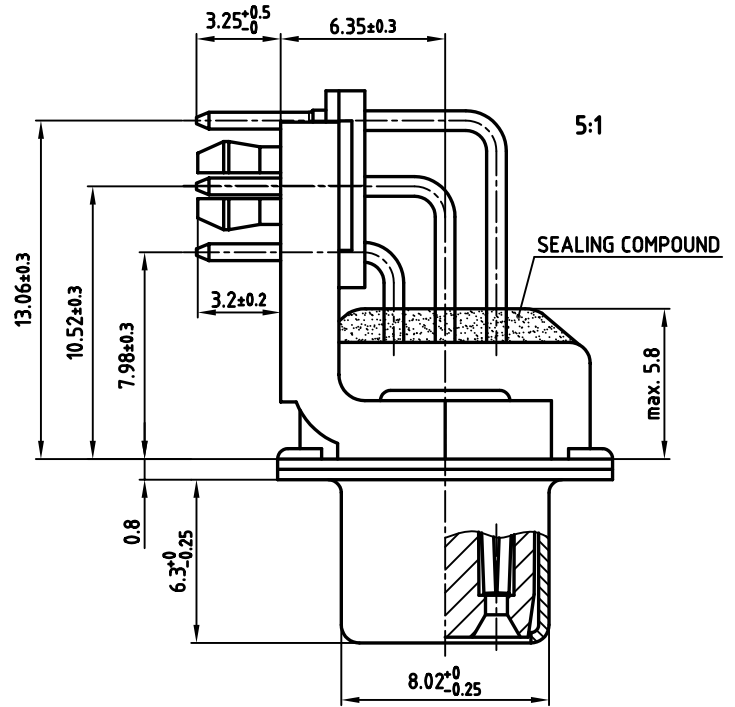
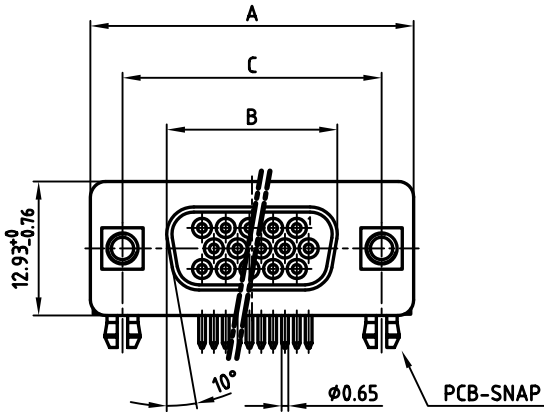


used for: D-SUB HD FILTER

POS.	A -0.76	B -0.25	C	Part No.
15	31.19	16.46	25.00 ^{+0.12} / _{-0.13}	242A19530X
26	39.52	24.79	33.30 ^{+0.15} / _{-0.1}	242A19540X
44	53.42	38.50	47.04 ±0.13	242A19550X
62	69.70	54.96	63.50 ±0.13	242A19560X



NOTES:

- METALSHELLS: STEEL; min. 315µin TIN over 40-80µin NICKEL
- INSULATORS: HIGH TEMPERATURE PLASTIC UL 94 V-0, BLACK
- CONTACTS: COPPER ALLOY
PLATING: 8µin HARD GOLD OVER min. 50µin NICKEL
CONTACT TAILS PRETINNED
- METAL BRACKET: ZINC DIE CAST; 300µin COPPER/40-120µin NICKEL/120-200µin TIN
- THREADED INSERT: COPPER ALLOY; min. 200µin TIN over 80µin NICKEL
- PCB-SNAP: COPPER ALLOY; min. 200µin TIN over 80µin NICKEL
PCB-HOLE: $\phi 3.1 \pm 0.1$; PCB THICKNESS 1.6mm
- FIXING-PLATE: PBT GF UL 94 V-0, BLACK
- P.C.B. HOLE DRILLINGS ON SHEET 2
- CAPACITANCE: 830pF ±20%
- DIELECTRIC WITHSTANDING VOLTAGE: 300 VDC
- CLEARANCE DISTANCE: min. 1.5mm
- CREEPAGE DISTANCE: min. 0.475mm
- MAXIMUM TORQUE VALUE FOR THREAD: 6 in.LB
- CONNECTOR IS PART MARKED: PART-NO. CONEC ABC



APPROVAL # FREIGABE # DEBLOCKAGE # AUTORIZACION # APPROVAL	
CUSTOMER APPROVAL DATE:	
NAME:	TITLE:
COMPANY NAME:	
APPROVAL # FREIGABE # DEBLOCKAGE # AUTORIZACION # APPROVAL	

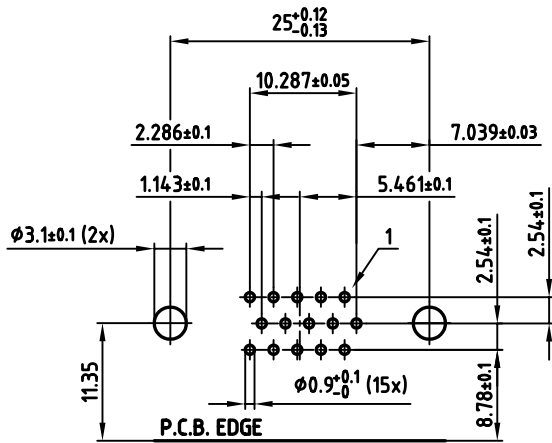
THIS DRAWING MAY NOT BE COPIED OR REPRODUCED IN ANY WAY, AND MAY NOT BE PASSED ON TO A THIRD PARTY WITHOUT WRITTEN PERMISSION.
OWNERSHIP AND COPYRIGHT OF CONEC GmbH
DO NOT ALTER CAD DRAWING BY HAND

rev.	description	date	name
a	Origin		

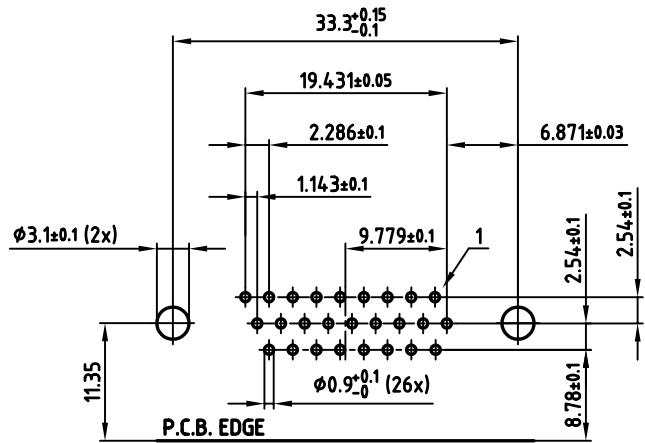


tolerance	dim. in mm	scale:	2:1 (5:1)
		material:	SEE NOTES
2006	date	name	title:
drawn	07.11.	Lehmenkühler	D-SUB HD FILTER FEMALE 90°
appd.	07.11.	Mickenbecker	15-62pos. SOLDER PIN ANGLED 0.350inch
norm	DIN 41652		threaded insert, metal bracket, fixing-plate, clip
d-old			dwg no: AutoCAD 2006
			DIN-A
			3
			sh:1/2
part no: SEE TABLE			

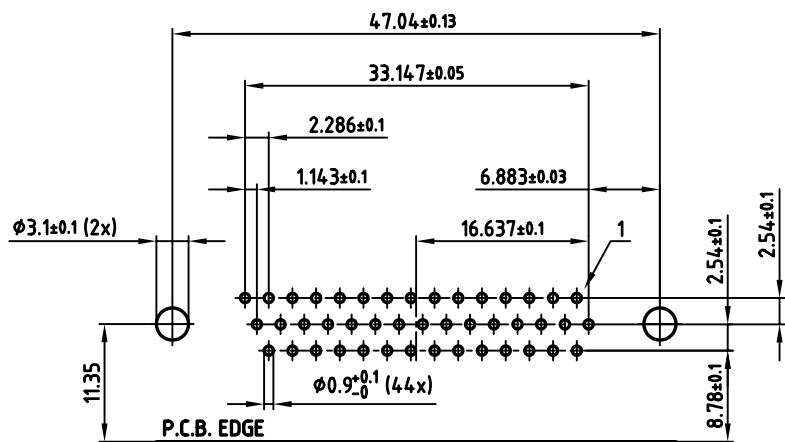
used for: D-SUB HD FILTER



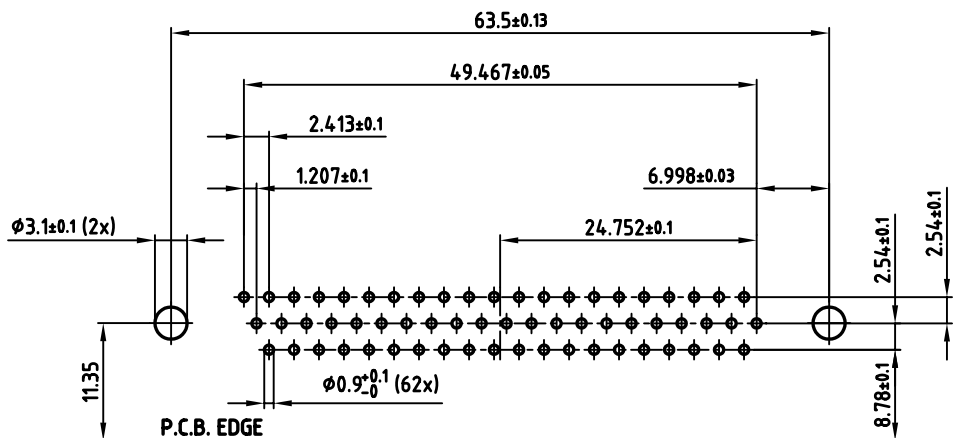
15pos.



26pos.



44pos.



62pos.

APPROVAL # FREIGABE # DEBLOCKAGE # AUTORIZACION # APPROVAL

CUSTOMER APPROVAL DATE:

NAME: TITLE:

COMPANY NAME:

APPROVAL # FREIGABE # DEBLOCKAGE # AUTORIZACION # APPROVAL

THIS DRAWING MAY NOT BE COPIED OR REPRODUCED IN ANY WAY, AND MAY NOT BE PASSED ON TO A THIRD PARTY WITHOUT WRITTEN PERMISSION. OWNERSHIP AND COPYRIGHT OF CONEC GmbH DO NOT ALTER CAD DRAWING BY HAND

tolerance		dim. in mm	
2006	date	name	
drawn	07.11.	Lehmenkühler	
appd.	07.11.	Mickenbecker	
norm	DIN 41652		
d-old			
a	Origin		
rev.	description	date	name

scale: 2:1

material: SEE SHEET 1

title: P.C.B. HOLE DRILLINGS

D-SUB HD FILTER FEMALE 90° 15-62pos. 0.350" threaded insert, metal bracket, fixing-plate, clip

dwg no: AutoCAD 2006

part no: SEE SHEET 1

24K1A943

DIN-A 3 sh:2/2

