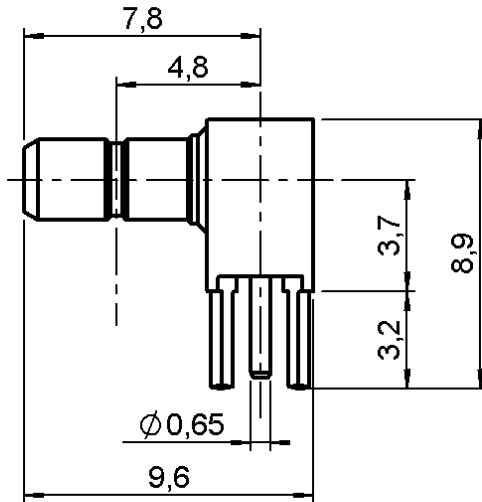
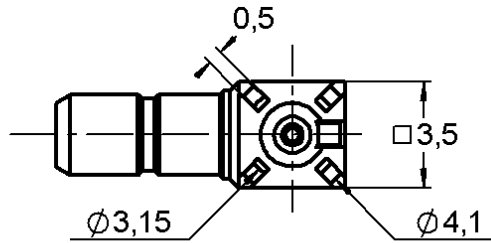


**RIGHT ANGLE JACK RECEPTACLE FOR PCB**

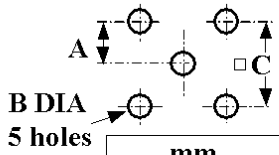
**R203.665.030**

**SOLDER LEGS**

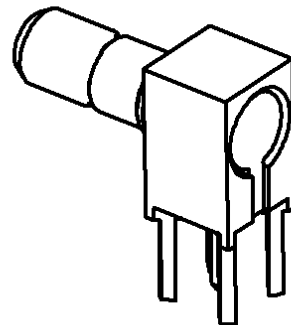
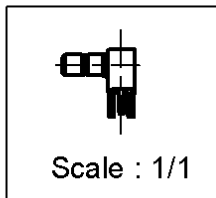
Series : SSMB



**PANEL CUT OUT**



	mm	
	Maxi	mini
A	1.29	1.25
B	0.85	0.75
C	2.56	2.52



All dimensions are in mm.

COMPONENTS	MATERIALS	PLATINGS (µm)
BODY	BRASS	GOLD 1.3 OVER NICKEL 2
CENTER CONTACT	BERYLLIUM COPPER	GOLD 1.3 OVER NICKEL 2
OUTER CONTACT		
INSULATOR	PTFE	
GASKET		
OTHERS PARTS		
-	-	
-	-	

Issue : 0404 A

In the effort to improve our products, we reserve the right to make changes judged to be necessary.



**RIGHT ANGLE JACK RECEPTACLE FOR PCB**

**R203.665.030**

**SOLDER LEGS**

Series : **SSMB**

**PACKAGING**

**SPECIFICATION**

Standard	Unit	Other
<b>100</b>	<b>'W' option</b>	<b>Contact us</b>

**ELECTRICAL CHARACTERISTICS**

**ENVIRONMENTAL**

Impedance		<b>50</b> Ω
Frequency		<b>0-4</b> GHz
VSWR	<b>1.30</b> +	<b>0.020</b> x F(GHz) Maxi
Insertion loss		<b>0.30</b> √F(GHz) dB Maxi
RF leakage	- (	<b>NA</b> - F(GHz)) dB Maxi
Voltage rating		<b>175</b> Veff Maxi
Dielectric withstanding voltage		<b>500</b> Veff mini
Insulation resistance		<b>1000</b> MΩ mini

Operating temperature	<b>-65/+165</b> °C
Hermetic seal	<b>NA</b> Atm.cm3/s
Panel leakage	<b>NA</b>

**OTHERS CHARACTERISTICS**

Assembly instruction

Others :

**MECHANICAL CHARACTERISTICS**

Center contact retention		
Axial force – Mating end	<b>8</b>	N mini
Axial force – Opposite end	<b>8</b>	N mini
Torque	<b>NA</b>	N.cm mini
Recommended torque		
Mating	<b>NA</b>	N.cm
Panel nut	<b>NA</b>	N.cm
Mating life	<b>500</b>	Cycles mini
Weight	<b>0.620</b>	g

Issue : 0404 A

In the effort to improve our products, we reserve the right to make changes judged to be necessary.



PRELIMINARY