

Drawers & Slides - Panel Mount (Two Pair of Panel Rails)











Path: [Home](#) > [Rack Index](#) > Drawers & Slides - Panel Mount









Rail Mounted Storage Drawer

- Standard 19" rack mount
- Plastic front pull handle
- Inside of drawer width is 16.375" wide
- Complete drawer with slides, hardware, lock & two keys
- Drawer shroud, 14 Ga. steel construction
- Weight load tested (RDRW1900322BK1) to 60 pounds (no rear support), (RDRW2400822BK1) to 120 pounds (with rear support).
- Available in 3 depths
- Rear support brackets included for all depths or can be supported from rear accessory rail
- Drawer interior smooth white powder paint for high visibility
- Front face finished in tough textured powder paint
- **MOUNTS ON TWO PAIR OF PANEL RAILS (FRONT & BACK)**

















12" DEEP DRAWER

Part Number	Front Face Color	 Reader File	AutoCAD .dxf File (zipped)	3D Solid Model .stp files (zipped)	Drawer Height		Slide Travel
Inches	Units						
RDRW1900312BK1 RDRW1900312CG1 RDRW1900312LG1	Black Beige* Light Gray	 301K	 47K	 169K	3.50"	2U	12"
RDRW1900512BK1 RDRW1900512CG1 RDRW1900512LG1	Black Beige* Light Gray	 304K	 47K	 171K	5.25"	3U	12"
RDRW1900712BK1 RDRW1900712CG1 RDRW1900712LG1	Black Beige* Light Gray	 305K	 47K	 174K	7.00"	4U	12"

RDRW1900812BK1	Black				8.75"	5U	12"
RDRW1900812CG1	Beige*	305K	47K	173K			
RDRW1900812LG1	Light Gray						
RDRW1901212BK1	Black				12.25"	7U	12"
RDRW1901212CG1	Beige*	306K	47K	174K			
RDRW1901212LG1	Light Gray						


***Note:** "CG2" (Beige color) is being phased out from stock - replaced with "LG2" a light gray (RAL7035)
















16" DEEP DRAWER

Part Number	Front Face Color	 Reader File	AutoCAD .dxf File (zipped)	3D Solid Model .stp files (zipped)	Drawer Height	Slide Travel	
Inches	Units						
RDRW1900316BK1	Black				3.50"	2U	16"
RDRW1900316CG1	Beige*	301K	47K	173K			
RDRW1900316LG1	Light Gray						
RDRW1900516BK1	Black				5.25"	3U	16"
RDRW1900516CG1	Beige*	308K	47K	176K			
RDRW1900516LG1	Light Gray						
RDRW1900716BK1	Black				7.00"	4U	16"
RDRW1900716CG1	Beige*	308K	47K	175K			
RDRW1900716LG1	Light Gray						
RDRW1900816BK1	Black				8.75"	5U	16"
RDRW1900816CG1	Beige*	307K	47K	175K			
RDRW1900816LG1	Light Gray						
RDRW1901216BK1	Black				12.25"	7U	16"
RDRW1901216CG1	Beige*	308K	47K	175K			
RDRW1901216LG1	Light Gray						

***Note:** "CG2" (Beige color) is being phased out from stock - replaced with "LG2" a light gray (RAL7035)

22" DEEP DRAWER

Part Number	Front Face Color	 Reader File	AutoCAD .dxf File (zipped)	3D Solid Model .stp files (zipped)	Drawer Height	Slide Travel
Inches	Units					
RDRW1900322BK1	Black					

RDRW1900322CG1 RDRW1900322LG1	Beige* Light Gray	 302K	 47K	 173K	3.50"	2U	22"
RDRW1900522BK1 RDRW1900522CG1 RDRW1900522LG1	Black Beige* Light Gray	 309K	 47K	 178K	5.25"	3U	22"
RDRW1900722BK1 RDRW1900722CG1 RDRW1900722LG1	Black Beige* Light Gray	 309K	 47K	 177K	7.00"	4U	22"
RDRW1900822BK1 RDRW1900822CG1 RDRW1900822LG1	Black Beige* Light Gray	 308K	 47K	 176K	8.75"	5U	22"
RDRW1901222BK1 RDRW1901222CG1 RDRW1901222LG1	Black Beige* Light Gray	 486K	 47K	 180K	12.25"	7U	22"

***Note:** "CG2" (Beige color) is being phased out from stock - replaced with "LG2" a light gray (RAL7035)














Note2: Weight load tested (RDRW1900322BK1) to 60 pounds (no rear support), (RDRW2400822BK1) to 120 pounds (with rear support).






click to enlarge

Rail Mounted Equipment Slides

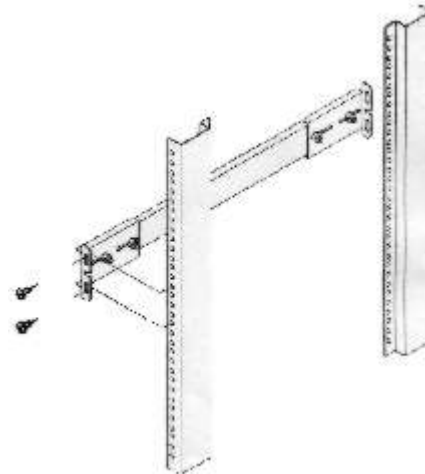
- Standard 19" rack mountable
- **Sold in pairs**
- Mounts to front & rear flange on both pairs of vertical panel rails (not included)
- Heavy duty - double rail, ball bearing type
- **MOUNTS ON TWO PAIR OF PANEL RAILS (FRONT & BACK)**

Part Number	Length	Capacity (Pair)	Slide Travel	 AutoCAD Reader File	AutoCAD .dxf File (zipped)	3D Solid Model .stp files (zipped)
RSLIDE12	12"	120 #	12"	 183K	 68K	 68K
RSLIDE16	16"	130 #	16"	 144K	 75K	 78K
RSLIDE22	22"	120 #	22"	 138K	 74K	 78K
RSLIDE26	26"	120 #	26"	 162K	 58K	 69K

RSLIDE28	28"	120 #	28"	 169K	 67K	 91K
-----------------	-----	-------	-----	---	--	--



Assembly Instructions



Drawing of Rail Mounting
(Click To Enlarge)

DOWNLOAD



[Shelves & Slides - catalog pages \(5\)](#) - Adobe Reader .pdf format (198K)

DOWNLOAD



[all accessories - catalog pages \(44\)](#) - Adobe Reader .pdf format (1,495K)

Mail Link To Our Catalog Department

Provide full mailing address here for your FREE CATALOG via snail mail...

Exactly what you are looking for???

Link to our stocking distributors - most have "on-line" pricing, stock check and ordering!!!

Our Distributors

Order from your favorite distributor

[Home](#) | [Products](#) | [Distributors](#) | [Technical](#) | [Contact Us](#) | [Other Options](#)

Copyright; © 1998-2011 Hammond Mfg Co Inc
URL: <http://www.hammondmfg.com>