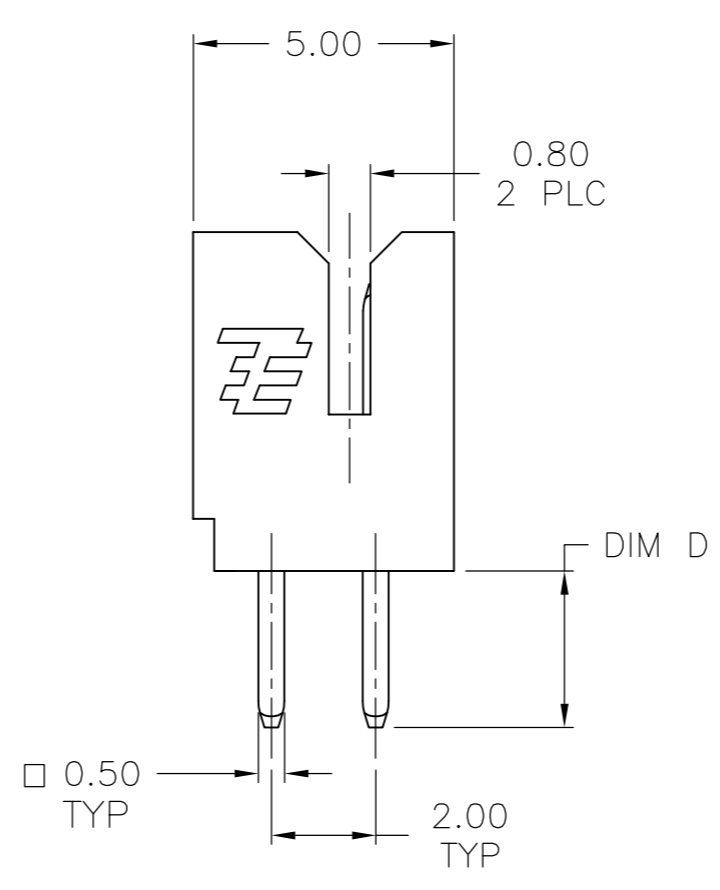
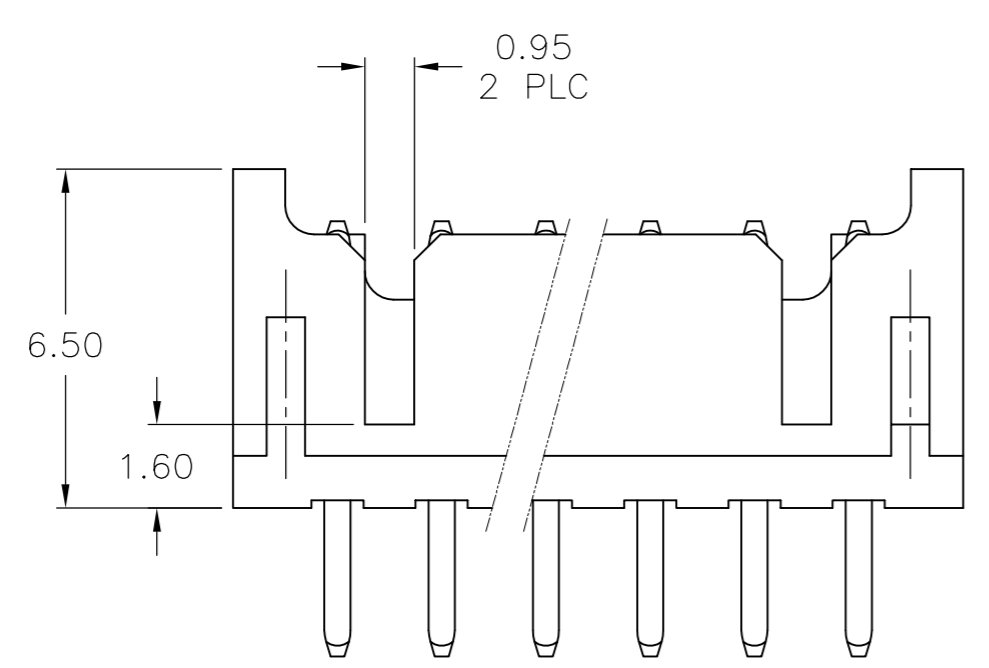
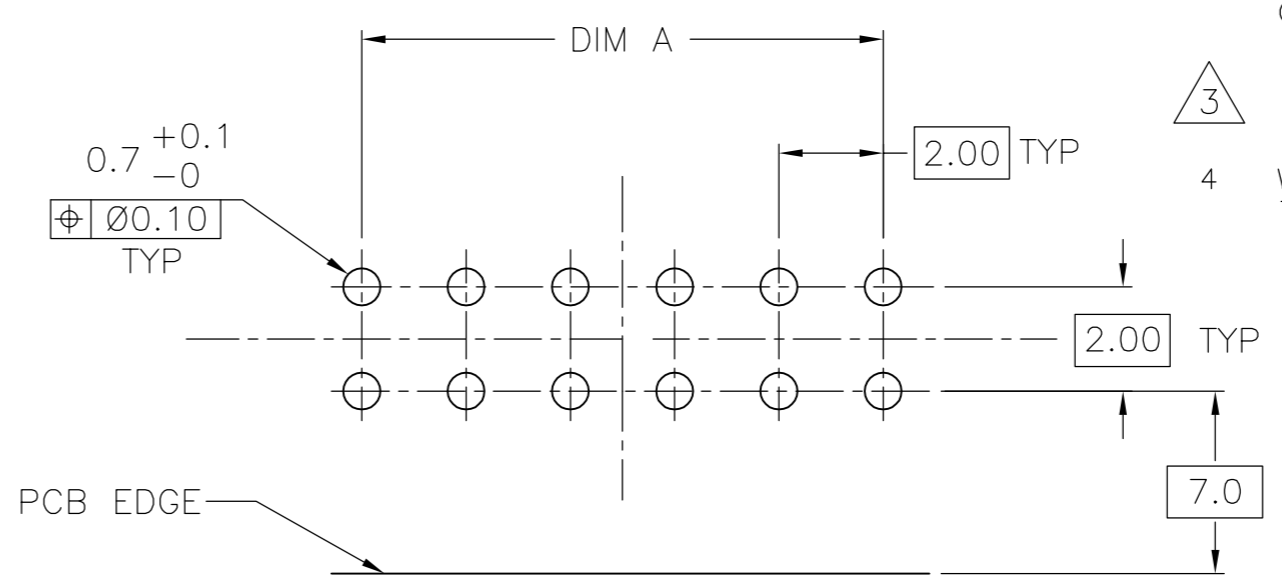
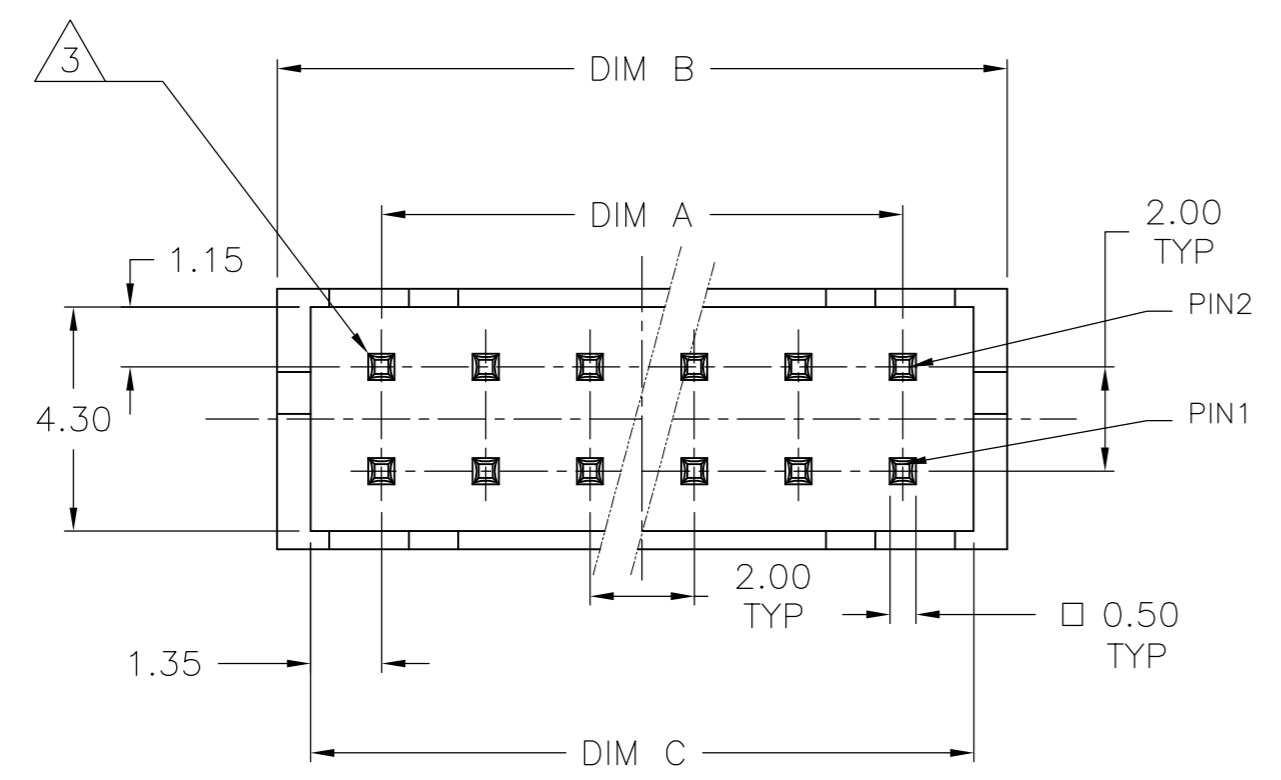


THIS DRAWING IS UNPUBLISHED. RELEASED FOR PUBLICATION
 © COPYRIGHT - By - ALL RIGHTS RESERVED.

REVISIONS					
P	LTR	DESCRIPTION	DATE	DWN	APVD
E2		REVISED PER ECO-15-013423	24SEP2015	NK	JO

- MATERIAL:
HOUSING: NYLON66 UL94V-0, NATURAL COLOR.
CONTACT: BRASS, THICKNESS=0.20MM
- FINISH:
CONTACT: 100μ" MIN. BRIGHT TIN PLATED ON CONTACT AREA
30μ" MIN. NICKEL UNDERPLATED OVER ALL.
- NO PIN AT THIS POSITION.
- WAVE SOLDER CAPABLE TO 240°C PER TE CONNECTIVITY TEST SPEC. 109-202, CONDITION A.



DIM D	3 OMITTED PIN	DIM C	DIM B	DIM A	POS.	PART NO.
3.00	PIN 3&4	6.74	8.0	4.0	6	9-1470109-6
2.40		30.74	32.0	28.0	30	8- -0
	PIN 32	32.74	34.0	30.0	32	7- -2
	PIN 30	30.74	32.0	28.0	30	7- -0
	PIN 28	28.74	30.0	26.0	28	6- -8
	PIN 26	26.74	28.0	24.0	26	6- -6
	PIN 24	24.74	26.0	22.0	24	6- -4
	PIN 22	22.74	24.0	20.0	22	6- -2
	PIN 20	20.74	22.0	18.0	20	6- -0
	PIN 18	18.74	20.0	16.0	18	5- -8
	PIN 16	16.74	18.0	14.0	16	5- -6
	PIN 14	14.74	16.0	12.0	14	5- -4
	PIN 12	12.74	14.0	10.0	12	5- -2
	PIN 10	10.74	12.0	8.0	10	5- -0
	PIN 8	8.74	10.0	6.0	8	4- -8
	PIN 6	6.74	8.0	4.0	6	4- -6
		32.74	34.0	30.0	32	3- -2
		30.74	32.0	28.0	30	3- -0
		28.74	30.0	26.0	28	2- -8
		26.74	28.0	24.0	26	2- -6
		24.74	26.0	22.0	24	2- -4
		22.74	24.0	20.0	22	2- -2
		20.74	22.0	18.0	20	2- -0
		18.74	20.0	16.0	18	1- -8
		16.74	18.0	14.0	16	1- -6
		14.74	16.0	12.0	14	1- -4
		12.74	14.0	10.0	12	1- -2
		10.74	12.0	8.0	10	1- -0
		8.74	10.0	6.0	8	- -8
		6.74	8.0	4.0	6	1470109-6

THIS DRAWING IS A CONTROLLED DOCUMENT.

DWN: O. HU 27JUN2007
 CHK: S. HOU 27JUN2007
 APVD: W.J. KE 27JUN2007

TE Connectivity

NAME: 2.0MM PITCH HEADER, DIP, VERTICAL TYPE

PRODUCT SPEC: 108-57217

APPLICATION SPEC: -

WEIGHT: -

SIZE: A2 CAGE CODE: 00779 DRAWING NO: 1470109

RESTRICTED TO: -

CUSTOMER DRAWING SCALE: 7:1 SHEET: 1 of 2 REV: E2

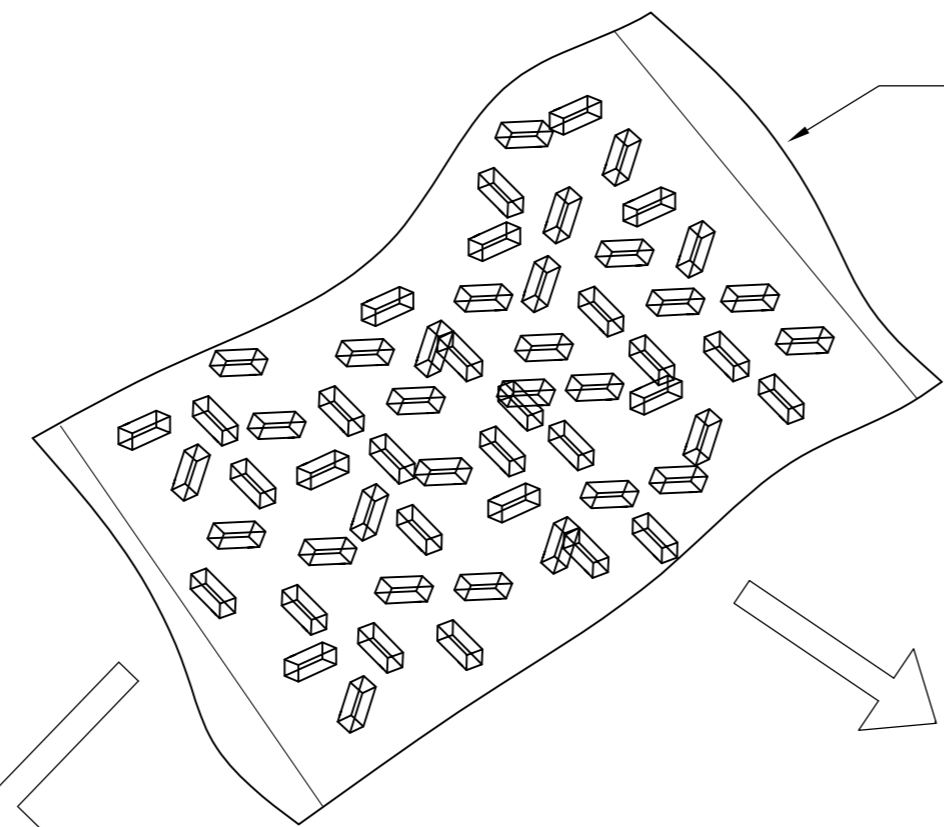
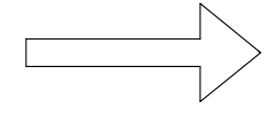
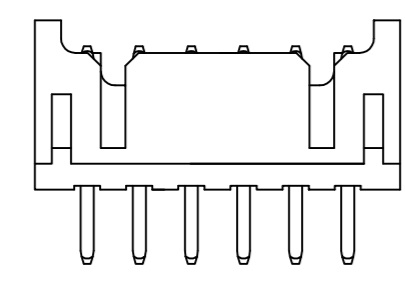
QUALIFICATION TEST REPORT
501-57218

THIS DRAWING IS UNPUBLISHED.
 RELEASED FOR PUBLICATION
 ALL RIGHTS RESERVED.

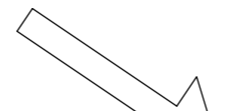
REVISIONS					
P	LTR	DESCRIPTION	DATE	DWN	APVD
-	-	SEE SHEET 1	-	-	-

D

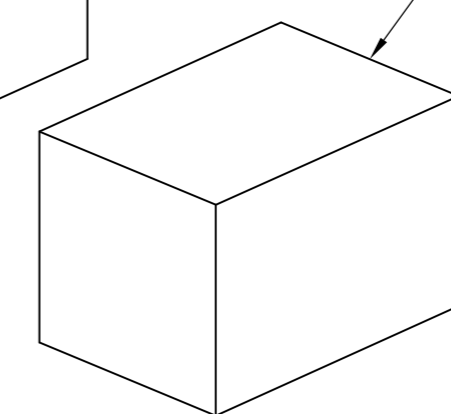
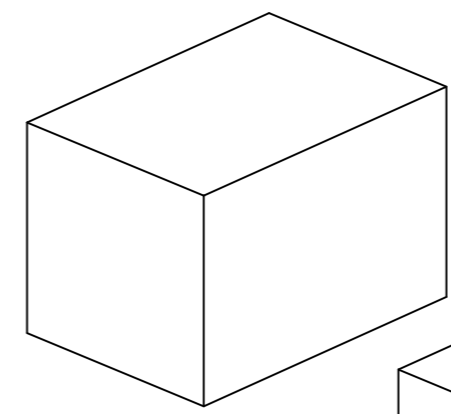
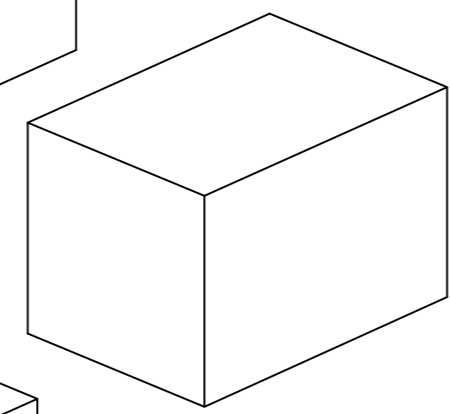
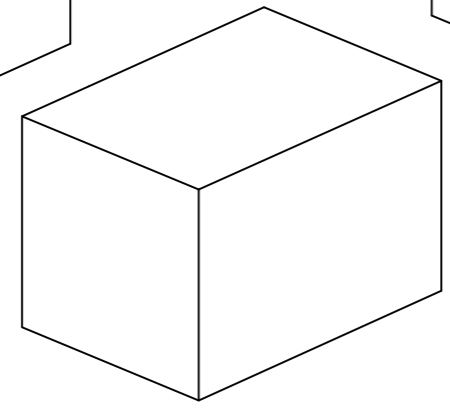
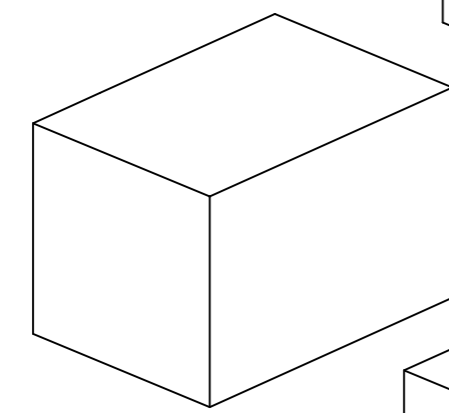
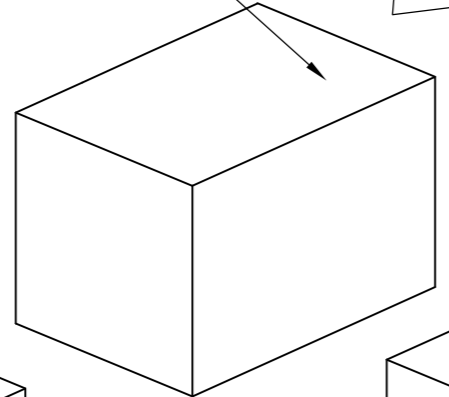
D



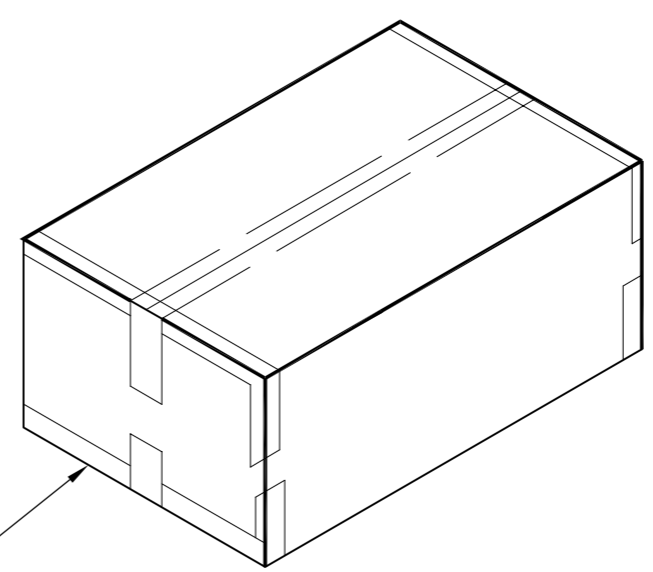
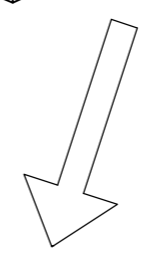
POLY BAG
 127mm(L)X 203mm(W)X0.07mm(H)



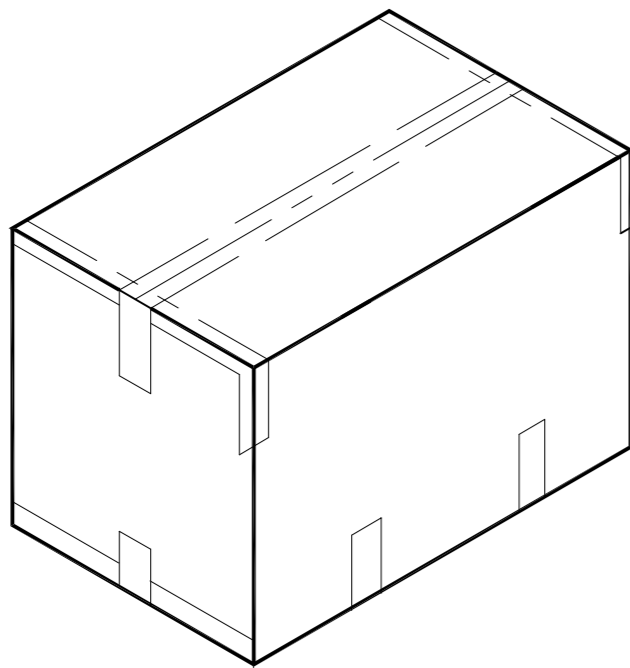
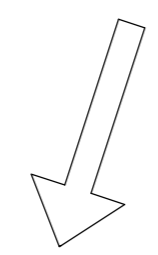
INEER BOX 320mm(L)X220mm
 (W)X155mm(H)



INEER BOX
 320mm(L)X220mm(W)X155mm(H)



CARTON
 340mm(L)X470mm(W)X178mm(H)
 (FOR HEADER 6P~10P ONLY)



CARTON
 340mm(L)X470mm(W)X365mm(H)
 (FOR HEADER 12P~32P ONLY)

C

C

B

B

A

A

23,400	650		9-1470109-6
10,240	160		8-1470109-0
10,240	160	7-1470109-2	3-1470109-2
10,240	160	7-1470109-0	3-1470109-0
10,240	160	6-1470109-8	2-1470109-8
14,400	200	6-1470109-6	2-1470109-6
14,400	200	6-1470109-4	2-1470109-4
14,400	200	6-1470109-2	2-1470109-2
16,000	250	6-1470109-0	2-1470109-0
19,200	300	5-1470109-8	1-1470109-8
19,200	300	5-1470109-6	1-1470109-6
22,400	350	5-1470109-4	1-1470109-4
25,600	400	5-1470109-2	1-1470109-2
14,400	450	5-1470109-0	1-1470109-0
17,600	550	4-1470109-8	1470109-8
23,400	650	4-1470109-6	1470109-6
APQ (POS/CARTON)	PPQ (POS/BAG)	PART NO.	

1470109

THIS DRAWING IS A CONTROLLED DOCUMENT.

DWN	O. HU	27JUN2007	 TE Connectivity	NAME	2.0MM PITCH HEADER, DIP, VERTICAL TYPE
CHK	S. HOU	27JUN2007			
APVD	W.J. KE	27JUN2007			
DIMENSIONS:			PRODUCT SPEC	APPLICATION SPEC	RESTRICTED TO
mm			TOLERANCES UNLESS OTHERWISE SPECIFIED:		
			0 PLC	±	-
			1 PLC	±	-
			2 PLC	±	-
			3 PLC	±	-
			4 PLC	±	-
			ANGLES	±	-
MATERIAL			FINISH	SCALE 7:1 SHEET 2 OF 2 REV E2	
-			-	CUSTOMER DRAWING	