

Device connector, rear mounting - ST-08S1N8AWK00S - 1619197

Please be informed that the data shown in this PDF Document is generated from our Online Catalog. Please find the complete data in the user's documentation. Our General Terms of Use for Downloads are valid (<http://phoenixcontact.com/download>)



Device connector, rear mounting, straight, SPEEDCON locking, M17, Number of positions: 8, Type of contact: Socket, Crimp connection, Axial O-ring, 4x Ø3.2, shielded: yes, Flange dimensions: 25.75 mm x 25.75 mm

Product Features

- Ideal for compact devices
- Consistent EMC protection for reliable connection solutions in the industrial environment
- Crimping connection: vibration- and temperature-resistant assembly



Key Commercial Data

Packing unit	1 pc
Weight per Piece (excluding packing)	40.0 g
Custom tariff number	85366990
Country of origin	Germany

Technical data

General

Note	Order information: Order crimp contacts Ø 1 mm separately
Type of locking	SPEEDCON locking
Direction of rotation of contact chamber numbering	Standard
Coding	N
Contact connection method	Crimp connection
Type of contacts	Socket
Number of positions	8
Contact diameter of power contacts	1 mm
Nominal current per power contact at 25°C	3.6 A
Pg housing screw connection	none
Mounting type	4x Ø3.2

Device connector, rear mounting - ST-08S1N8AWK00S - 1619197

Technical data

Ambient conditions

Ambient temperature	-40 °C ... 125 °C
Degree of protection	IP67

Specifications according to DIN EN 61984:2001

Installation height max.	3000 mm
Nominal / operating voltage of power contacts	60 V
Rated surge voltage of power contacts	1.5 kV
Overvoltage category of power contacts	III
Degree of pollution of power contacts	3

Classifications

eCl@ss

eCl@ss 4.0	272607xx
eCl@ss 4.1	27260701
eCl@ss 5.0	27143424
eCl@ss 5.1	27143424
eCl@ss 6.0	27143424
eCl@ss 7.0	27440209
eCl@ss 8.0	27440103
eCl@ss 9.0	27440102

ETIM

ETIM 3.0	EC001121
ETIM 4.0	EC002635
ETIM 5.0	EC002061

UNSPSC

UNSPSC 6.01	43172015
UNSPSC 7.0901	43201404
UNSPSC 11	43172015
UNSPSC 12.01	43201404
UNSPSC 13.2	43201404

Approvals

Approvals

Device connector, rear mounting - ST-08S1N8AWK00S - 1619197

Approvals


Approvals


cUL Recognized / UL Recognized / EAC / cULus Recognized

Ex Approvals


Approvals submitted

Approval details

cUL Recognized 	
Nominal current I _N	5 A
Nominal voltage U _N	60 V

UL Recognized 	
Nominal current I _N	5 A
Nominal voltage U _N	60 V

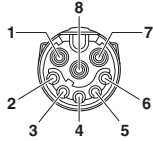
EAC

cULus Recognized  
--

Drawings

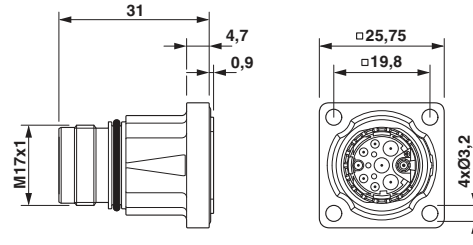
Device connector, rear mounting - ST-08S1N8AWK00S - 1619197

Schematic diagram

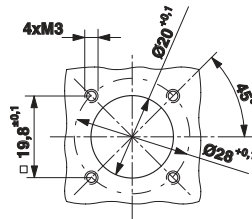


Connector pin assignment

Dimensional drawing



Schematic diagram



Installation dimensions