


Surface Mount General Purpose Rectifier

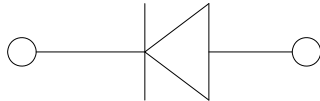


Features

- Low profile package
- Ideal for automated placement
- Glass passivated chip junction
- High forward surge capability
- Meets MSL level 1, per J-STD-020, LF maximum peak of 260 °C

Typical Applications

For use in general purpose rectification of power supplies, inverters, converters, and freewheeling diodes for consumer, and telecommunication.



Mechanical Data

- **Package:** SMAF
Molding compound meets UL 94 V-0 flammability rating, RoHS-compliant, halogen-free
- **Terminals:** Tin plated leads, solderable per J-STD-002 and JESD22-B102
- **Polarity:** Cathode line denotes the cathode end

■ Maximum Ratings (T_a=25°C Unless otherwise specified)

PARAMETER	SYMBOL	UNIT	G1AF	G1BF	G1DF	G1GF	G1JF	G1KF	G1MF
Device marking code			G1AF	G1BF	G1DF	G1GF	G1JF	G1KF	G1MF
Maximum Repetitive Peak Reverse Voltage	VRRM	V	50	100	200	400	600	800	1000
Maximum RMS Voltage	VRMS	V	35	70	140	280	420	560	700
Maximum DC blocking Voltage	VDC	V	50	100	200	400	600	800	1000
Average rectified output current @60Hz sine wave, resistance load, TL (Fig.1)	I _O	A	1.0						
Forward Surge Current (Non-repetitive) @60Hz Half-sine wave, 1 cycle, T _j =25°C	I _{FSM}	A	30						
Forward Surge Current (Non-repetitive) @1ms, square wave, 1 cycle, T _j =25°C			60						
Current squared time @1ms≤t≤8.3ms T _j =25°C, Rating of per diode	I ² t	A ² s	3.735						
Typical junction capacitance @Measured at 1MHz and Applied Reverse Voltage of 4.0 V.D.C	C _j	pF	8						
Storage temperature	T _{stg}	°C	-55 ~ +150						
Junction temperature	T _j	°C	-55 ~ +150						

■ Electrical Characteristics (T_a=25°C Unless otherwise specified)

PARAMETER	SYMBOL	UNIT	TEST CONDITIONS	G1AF	G1BF	G1DF	G1GF	G1JF	G1KF	G1MF
Maximum instantaneous forward voltage drop per diode	V _F	V	I _{FM} =1.0A	1.1						
Maximum DC reverse current at rated DC blocking voltage per diode	I _R	μA	T _j =25°C	5.0						
			T _j =125°C	100						



G1AF THRU G1MF

■ Thermal Characteristics (T_a=25°C Unless otherwise specified)

PARAMETER	SYMBOL	UNIT	G1AF	G1BF	G1DF	G1GF	G1JF	G1KF	G1MF
Typical Thermal resistance	R _{θJ-A} ⁽¹⁾	°C/W	65						
	R _{θJ-L} ⁽¹⁾		20						
	R _{θJ-C} ⁽¹⁾		15						

Note:
 (1) Thermal resistance from junction to ambient and from junction to lead mounted on P.C.B. with 0.2" x 0.2" (5.0 mm x 5.0 mm) copper pad areas

■ Characteristics (Typical)

FIG.1: I_o-T_L Curve

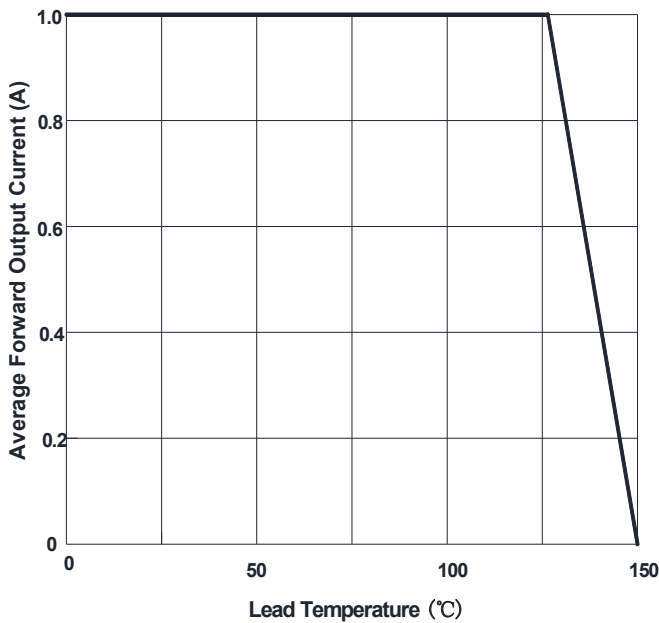


FIG.2: Forward Surge Current Capability

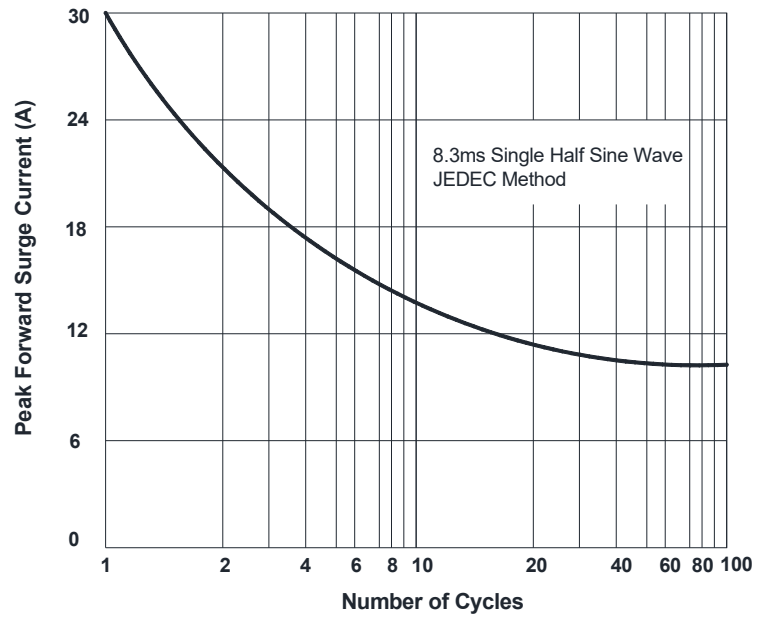


FIG.3: Typical Forward Voltage

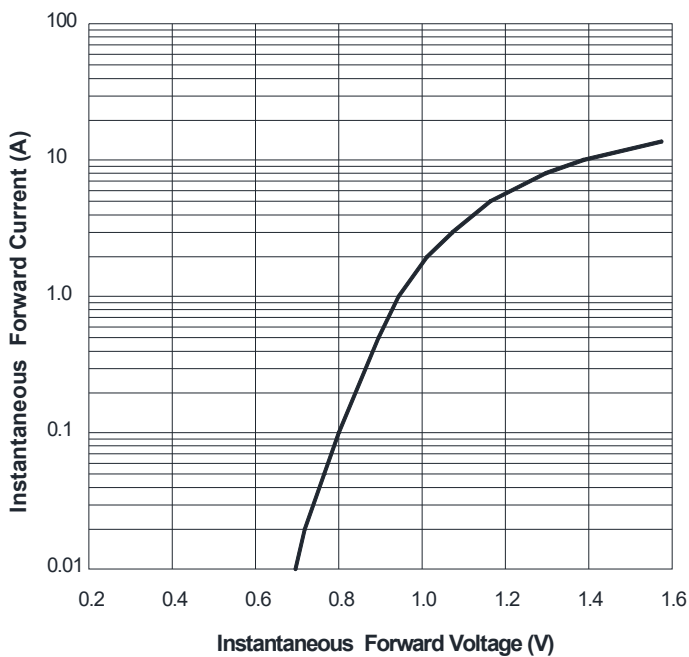
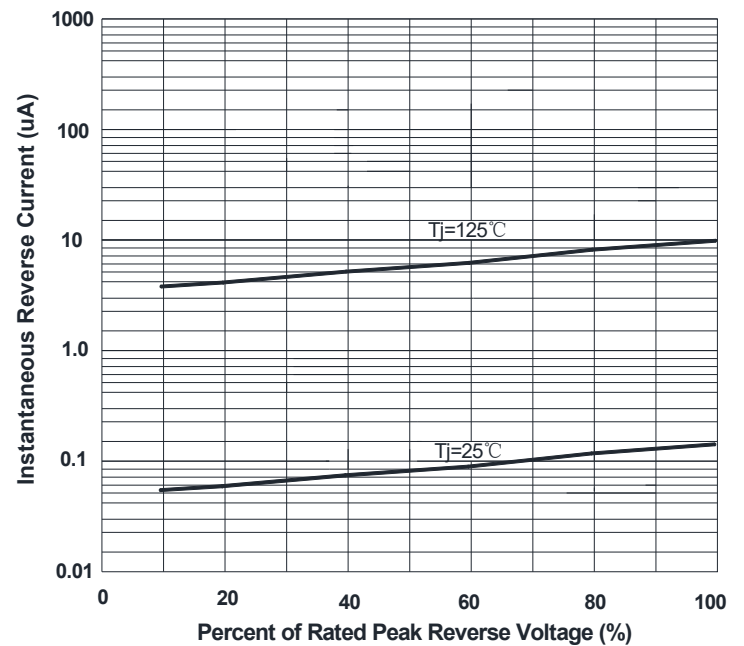


FIG.4: Typical Reverse Characteristics



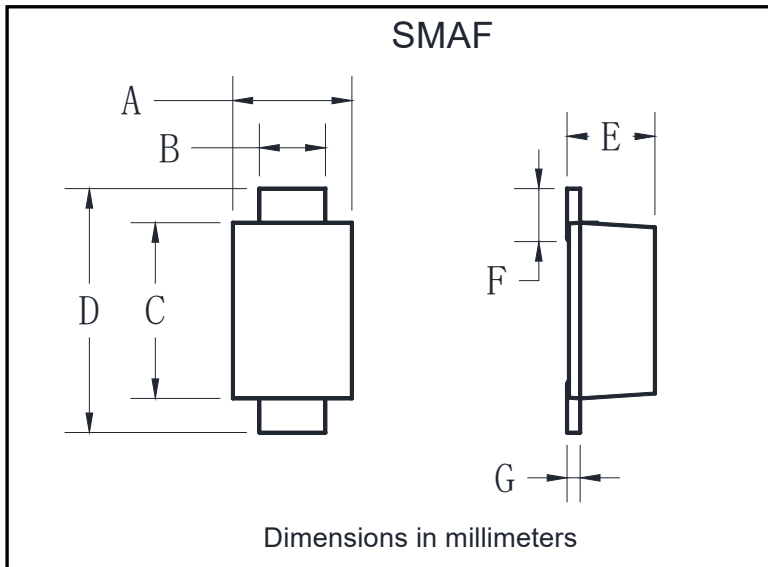


G1AF THRU G1MF

Ordering Information (Example)

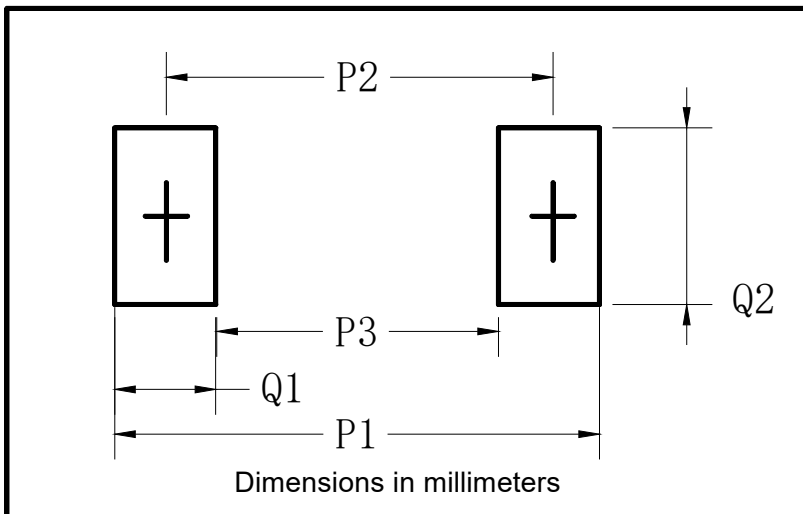
PREFERRED P/N	PACKING CODE	UNIT WEIGHT(g)	MINIMUM PACKAGE(pcs)	INNER BOX QUANTITY(pcs)	OUTER CARTON QUANTITY(pcs)	DELIVERY MODE
G1AF-G1MF	F1	Approximate 0.034	3000	24000	96000	7" reel
G1AF-G1MF	F2	Approximate 0.034	10000	20000	160000	13" reel
G1AF-G1MF	F3	Approximate 0.034	10000	20000	120000	13" reel
G1AF-G1MF	F4	Approximate 0.034	7500	15000	120000	13" reel

Outline Dimensions



SMAF		
Dim	Min	Max
A	2.40	2.80
B	1.35	1.45
C	3.40	3.60
D	4.40	4.80
E	1.05	1.25
F	0.50	1.00
G	0.15	0.22

Suggested pad layout



SMAF	
Dim	Millimeters
P1	6.50
P2	4.00
P3	1.50
Q1	2.50
Q2	1.70



G1AF THRU G1MF

Disclaimer

The information presented in this document is for reference only. Yangzhou Yangjie Electronic Technology Co., Ltd. reserves the right to make changes without notice for the specification of the products displayed herein to improve reliability, function or design or otherwise.

The product listed herein is designed to be used with ordinary electronic equipment or devices, and not designed to be used with equipment or devices which require high level of reliability and the malfunction of which would directly endanger human life (such as medical instruments, transportation equipment, aerospace machinery, nuclear-reactor controllers, fuel controllers and other safety devices), Yangjie or anyone on its behalf, assumes no responsibility or liability for any damages resulting from such improper use of sale.

This publication supersedes & replaces all information previously supplied. For additional information, please visit our website [http:// www.21yangjie.com](http://www.21yangjie.com) , or consult your nearest Yangjie's sales office for further assistance.