

MIXED  
**SIGNAL/POWER**  
CONTACT SIZE  
**MINI-CON-X®**



**Switchcraft®**  
**CONXALL®**

HARSH ENVIRONMENT CONNECTIVITY SOLUTIONS



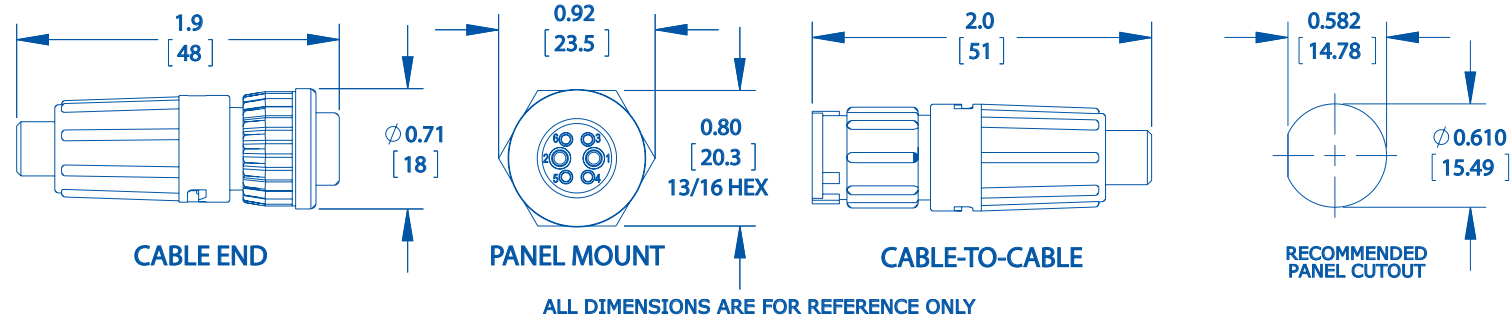
## FEATURES

- Combine signal and power into the same connector, saving space and cost.
- Cable End, Panel Mount, and Cable-to-Cable (In-Line) options available with male pin or female socket contacts.
- Fits the same overall dimensions as existing Mini-Con-X® connectors
- Made by Conxall® in the USA
- Also available as factory molded cables
- See drawings on [Switchcraft.com](http://Switchcraft.com) for detailed specifications

## APPLICATIONS

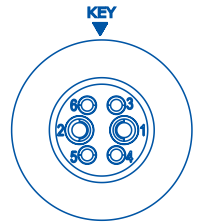
- Outdoor Instrumentation
- Agriculture and construction vehicles
- Communication devices
- Safety and Security equipment

## OVERALL DIMENSIONS

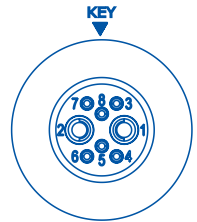


## ORDERING CODE/ CONTACT LAYOUTS (Panel Mount Wiring Side)

W	X	X	XX	-	XXX	-	XXX	W
<b>Connector Type:</b>					<b>Special Features</b>			
6: Cable End					W: Winged Coupling Ring			
7: Panel Mount								
8: Cable to Cable								
<b>Mixed Contact Sizes:</b>					<b>Cable-end and Cable-to-cable Backshell with Grommet - Cable O.D. Range:</b>			
A: #16 & #26					513: 0.13-0.15" (3.3 -3.8 mm)			
C: #16 & #20					516: 0.16-0.18" (4.1 -4.6 mm)			
					519: 0.19-0.21" (4.8 -5.3 mm)			
					522: 0.22-0.25" (5.6 -6.3 mm)			
					528: 0.26-0.285" (6.6 -7.2 mm)			
<b>Contacts Style:</b>					<b>Panel Mount:</b>			
80: Crimp					300: with Hex Nut & Gasket			
81: PC Tail					3ES: 300 with Epoxy			
82: Solder								
<b>Positions &amp; Contact Types:</b>								
6PG: 6 Pins (2-16 + 4-20)								
6SG: 6 Sockets (2-16 + 4-20)								
8PG: 8 Pins (2-16 + 6-26)								
8SG: 8 Sockets (2-16 + 6-26)								



**6 POSITION**  
2 #16 & 4 #20  
PIN OR SOCKET  
CONTACTS



**8 POSITION**  
2 #16 & 6 #26  
PIN OR SOCKET  
CONTACTS

Mixed Contacts Arrangement	Wire (AWG)	Maximum Current Rating (A) at Maximim Operating Temperature (°C)		Minimum Test Voltage (V rms)	Voltage Rating (V rms)
		85°C max			
2-#16 / 4-#20	2x16	10		1300	125
	4x20	4			
2-#16 / 6-#26	2x16	10		1700	250
	6x26	2			
Temperature Rise does not exceed 30°C when tested according to UL2238				Tested per UL2238	

# SPECIFICATIONS

## MECHANICAL:

Mating / Locking Type:	Bayonet with ribbed coupling ring (winged coupling ring available)
Life:	300 cycles minimum
Vibration:	Mil-Std 202G Method 201A
Panel Hex Nut Tongue:	8-10 in-lb [0.8-1.1 Nm]
Back Shell Type:	Twist lock

## ELECTRICAL:

Voltage Rating:	125 V rms for 6 contact arrangement 250 V rms for 8 contact arrangement
Current Rating:	10A max for #16 contacts Refer to table on pg3 for detailed information
Insulation Resistance:	1000 MΩ minimum
Contact Resistance:	10 mΩ typical

## ENVIRONMENTAL:

Operating Temperature:	-40°C to +85°C (-40°F to +185°F) Refer to website for detailed information
Moisture Resistance:	Mil-Std 202G Method 106G
Insulation Resistance:	Mil-Std 202G Method 302 Condition B
Thermal Shock:	Mil-Std 202G Method 107G
Salt Atmosphere :	Mil-Std 202G Method 101E Condition B
Ingress Protection :	IP67 (consult factory for specific application)

## MATERIAL:

Connector Shell (Insulator)	Thermoplastic, black
Hex Nut:	Thermoplastic, black
Coupling Ring:	Thermoplastic, black
Cable Clamp:	Thermoplastic, black
Backshell:	Thermoplastic, black
Seal O-rings:	Elastomer, red
Seal Grommet:	Elastomer, black
Contacts:	Copper Alloy, gold over nickel plating