

# Type RS60RB

## Resettable Fuse (PTC's)

### Radial Leaded



www.optifuse.com

(619) 593-5050

#### Application:

Wide variety of electronic equipment

#### Product Features:

Low hold current, Solid State

Radial-leaded product ideal for up to 60V

**Operation Current:** 50mA~3.75A

**Maximum Voltage:** 60V

**Temperature Range:** -40°C to 85°C

#### Agency Standards and Listings:



#### Electrical Characteristics (23°C)

Part Number	Hold Current $I_H$ , A	Trip Current $I_T$ , A	Max. Time To Trip at $5xI_H$ , S	Maximum Current $I_{MAX}$ , A	Rated Voltage $V_{MAX}$ , Vdc	Typical Power Pd, W	Resistance Tolerance	
							$R_{MIN}$ Ω	$R1_{MAX}$ Ω
RS60RB-005	0.05	0.10	5.0	40	60	0.26	7.30	20.0
RS60RB-010	0.10	0.20	4.0	40	60	0.38	2.50	7.50
RS60RB-017	0.17	0.34	3.0	40	60	0.48	2.00	7.00
RS60RB-020	0.20	0.40	2.2	40	60	0.41	1.83	4.40
RS60RB-025	0.25	0.50	2.5	40	60	0.45	1.25	3.00
RS60RB-030	0.30	0.60	3.0	40	60	0.49	0.88	2.10
RS60RB-040	0.40	0.80	3.8	40	60	0.56	0.55	1.29
RS60RB-050	0.50	1.00	4.0	40	60	0.77	0.50	1.17
RS60RB-065	0.65	1.30	5.3	40	60	0.88	0.31	0.72
RS60RB-075	0.75	1.50	6.3	40	60	0.92	0.25	0.60
RS60RB-090	0.90	1.80	7.2	40	60	0.99	0.20	0.47
RS60RB-110	1.10	2.20	8.2	40	60	1.50	0.15	0.38
RS60RB-135	1.35	2.70	9.6	40	60	1.70	0.12	0.30
RS60RB-160	1.60	3.20	11.4	40	60	1.90	0.09	0.22
RS60RB-185	1.85	3.70	12.6	40	60	2.10	0.08	0.19
RS60RB-250	2.50	5.00	15.6	40	60	2.50	0.05	0.13
RS60RB-300	3.00	6.00	19.8	40	60	2.80	0.04	0.10
RS60RB-375	3.75	7.50	24.0	40	60	3.20	0.03	0.08

$I_H$  = Hold Current – Maximum current at which the device will not trip at 23°C still air.

$I_T$  = Trip Current – Minimum current at which the device will always trip at 23°C still air.

$V_{MAX}$  = Maximum voltage device can withstand without damage at it's rated current.

$I_{MAX}$  = Maximum fault current device can withstand without damage at rated voltage (V max).

Pd = Typical power dissipated from device when in the tripped state in 23°C still air environment.

$R_{MIN}$  = Minimum device resistance at 23°C.

$R1_{MAX}$  = Maximum device resistance at 23°C, 1 hour after tripping.

Note: All specifications subject to change without notice.

Rev A 04/2011 - Page: 1/4  
Code:F01-01W

# Type RS60RB

## Resettable Fuse (PTC's)

### Radial Leaded



www.optifuse.com (619) 593-5050

#### Physical Specifications:

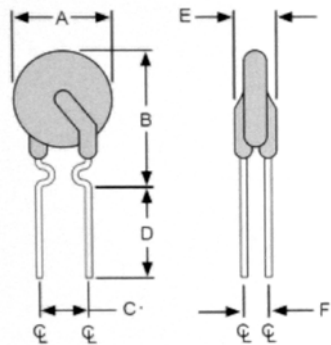
**Lead Material:** RS60RB-005 ~ RS60RB-090: Tin plated copper, 24 AWG.

RS60RB-110 ~ RS60RB-375: Tin plated copper, 20 AWG.

**Soldering Characteristics:** MIL-STD-202, Method 208E.

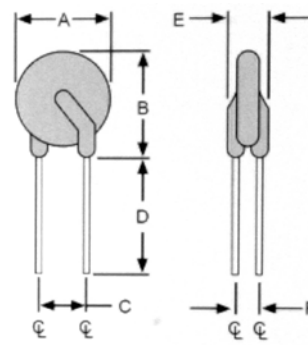
**Insulating Coating:** Flame retardant epoxy, meet UL-94V-0 requirement.

#### RS60RB Product Dimensions (millimeters)



**RS60RB-005 ~ RS60RB-090**

Lead Size: 24AWG,  
0.51 mm Diameter



**RS60RB-110 ~ RS60RB-375**

Lead Size: 20AWG,  
0.81 mm Diameter

Part Number	A	B	C	D	E	F
	Maximum	Maximum	Typical	Minimum	Maximum	Typical
RS60RB-005	7.4	12.7	5.1	7.6	3.1	1.1
RS60RB-010	7.4	12.7	5.1	7.6	3.1	1.1
RS60RB-017	7.4	12.7	5.1	7.6	3.1	1.1
RS60RB-020	7.4	12.7	5.1	7.6	3.1	1.1
RS60RB-025	7.4	12.7	5.1	7.6	3.1	1.1
RS60RB-030	7.4	13.0	5.1	7.6	3.1	1.1
RS60RB-040	7.6	13.5	5.1	7.6	3.1	1.1
RS60RB-050	7.9	13.7	5.1	7.6	3.1	1.1
RS60RB-065	9.7	14.5	5.1	7.6	3.1	1.1
RS60RB-075	10.4	15.2	5.1	7.6	3.1	1.1
RS60RB-090	11.7	15.8	5.1	7.6	3.1	1.1
RS60RB-110	13.0	18.0	5.1	7.6	3.1	1.4
RS60RB-135	14.5	19.6	5.1	7.6	3.1	1.4
RS60RB-160	16.3	21.3	5.1	7.6	3.1	1.4
RS60RB-185	17.8	22.9	5.1	7.6	3.1	1.4
RS60RB-250	21.3	26.4	10.2	7.6	3.1	1.4
RS60RB-300	24.9	30.0	10.2	7.6	3.1	1.4
RS60RB-375	28.5	33.5	10.2	7.6	3.1	1.4

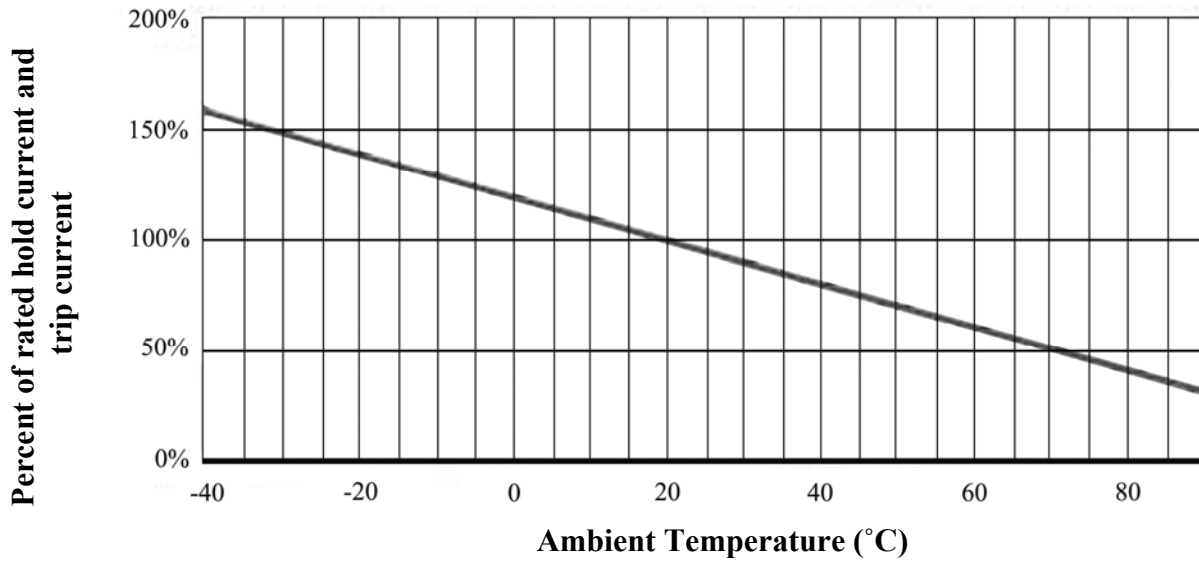
Note: All specifications subject to change without notice.

**Type RS60RB  
Resettable Fuse (PTC's)  
Radial Leaded**

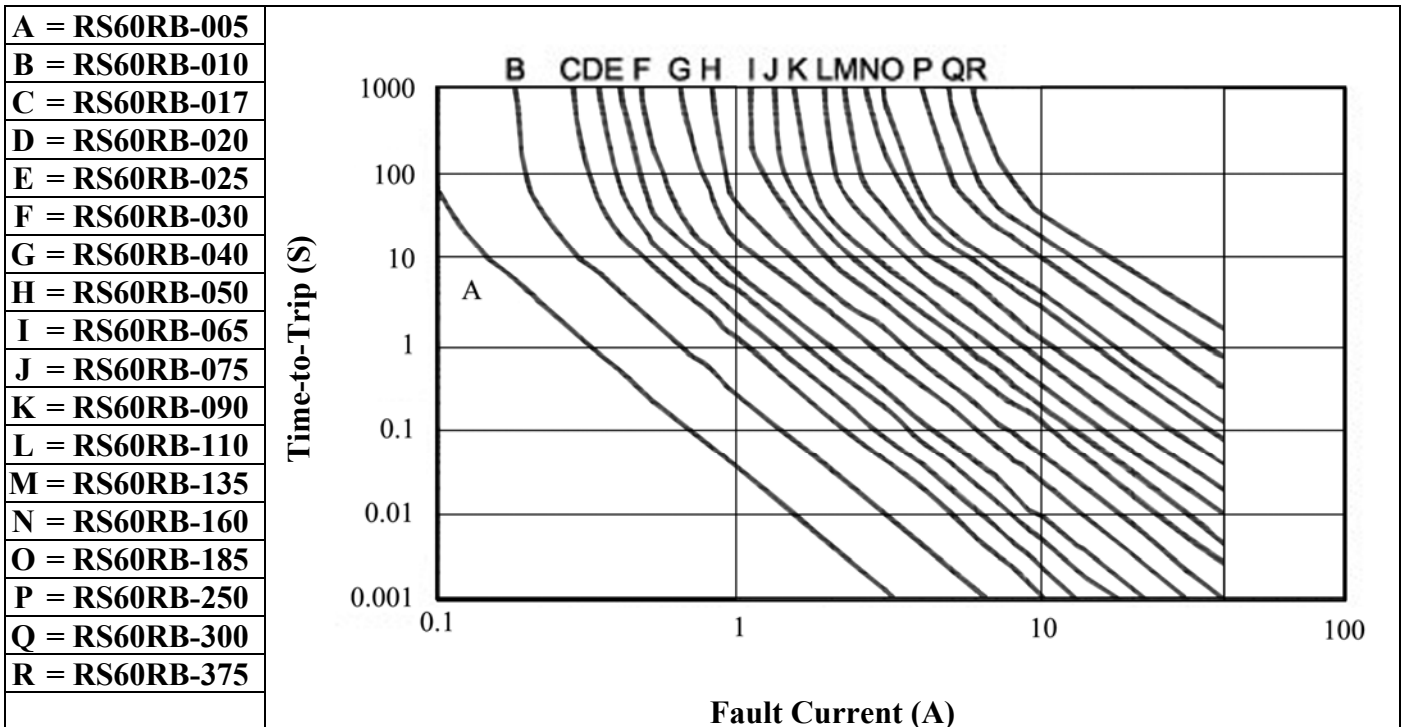


www.optifuse.com (619) 593-5050

**Thermal Derating Curve – Type RS60RB**



**Typical Time-To-Trip at 23°C**



Note: All specifications subject to change without notice.

**Type RS60RB  
Resettable Fuse (PTC's)  
Radial Leaded**



www.optifuse.com (619) 593-5050

---

---

**Standard Package**

<b>Part Number</b>	<b>Pcs/Bag</b>	<b>Reel/Tape</b>
<b>RS60RB-005</b>	500	3K
<b>RS60RB-010</b>	500	3K
<b>RS60RB-017</b>	500	3K
<b>RS60RB-020</b>	500	3K
<b>RS60RB-025</b>	500	3K
<b>RS60RB-030</b>	500	3K
<b>RS60RB-040</b>	500	3K
<b>RS60RB-050</b>	500	3K
<b>RS60RB-065</b>	300	3K
<b>RS60RB-075</b>	300	3K
<b>RS60RB-090</b>	300	3K
<b>RS60RB-110</b>	300	1.5K
<b>RS60RB-135</b>	200	1.5K
<b>RS60RB-160</b>	200	1.5K
<b>RS60RB-185</b>	200	1.5K
<b>RS60RB-250</b>	100	---
<b>RS60RB-300</b>	100	---
<b>RS60RB-375</b>	100	---

**Warning:**



-Operation beyond the specified maximum ratings or improper use may result in damage and possible electrical arcing and/or flame.  
-PPTC device are intended for occasional overcurrent protection. Application for repeated overcurrent condition and/or prolonged trip are not anticipated.  
-Avoid contact of PPTC device with chemical solvent. Prolonged contact will damage the device performance.

Note: All specifications subject to change without notice.

Rev A 04/2011 - Page: 4/4  
Code:F01-01W