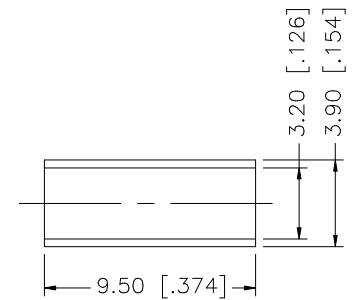
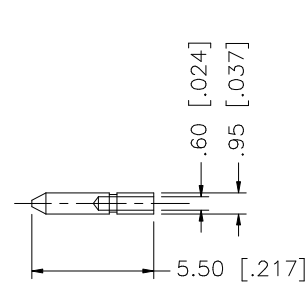
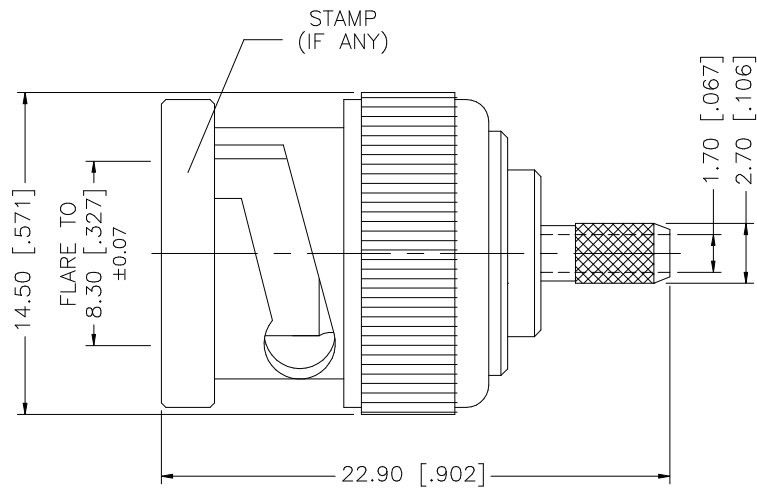
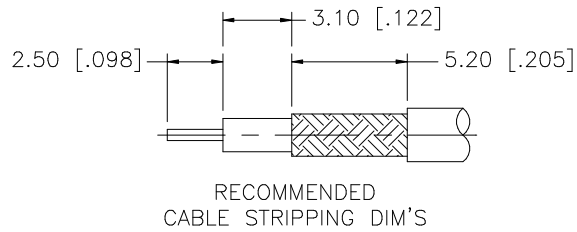


REV.	DATE	DESCRIPTION
NC	10/24/06	INITIAL RELEASE



8				
7				
6				
5				
4	FERRULE	COPPER	NICKEL	1
3	CONTACT PIN	PHOS. BRONZE	GOLD	1
2	INSULATOR	DELRIN	NATURAL	1
1	BODY	BRASS	NICKEL	1
	DESCRIPTION	MATERIAL	FINISH	QTY

UNLESS OTHERWISE SPECIFIED DIMENSIONS ARE IN MILLIMETERS. DIMENSIONS IN [] ARE IN INCHES AND FOR CUSTOMER REFERENCE ONLY.

UNLESS OTHERWISE SPECIFIED TOLERANCES FOR MILLIMETERS ARE:
0.5 - 8mm ± 0.20mm
8 - 30mm ± 0.40mm
30 - 120mm ± 0.50mm

UNLESS OTHERWISE SPECIFIED TOLERANCES FOR INCHES ARE:
.020 - .315 = ± 0.007"
.315 - 1.180 = ± 0.015"
1.180 - 4.724 = ± 0.020"

DO NOT SCALE DRAWING

APPROVALS	DATE
DRAWN G.R.S.	10/24/06
CHECKED	
ISSUED	
SHEET 1 OF 1	
CAD FILE	C:/112/112136.DWG

Amphenol Connex

PART DESCRIPTION

BNC CRIMP PLUG
(FOR RG-174/U, 188A/U, 316/U)

PART NO.

112136

DWG. NO.

112136.DWG

REV. NC

SIZE A

SCALE NA