

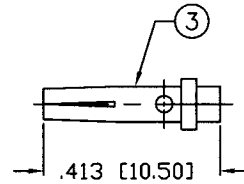
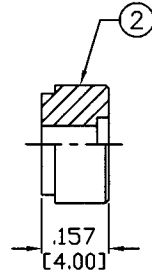
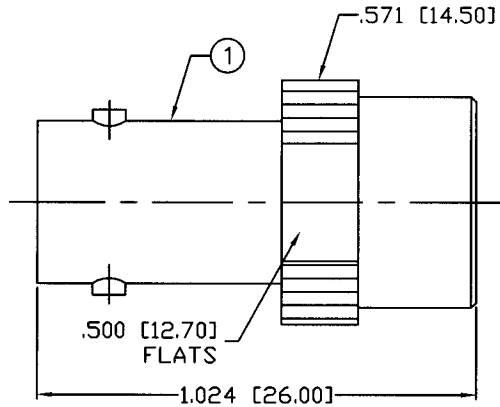
THIS DRAWING CONTAINS INFORMATION PROPRIETARY TO RF INDUSTRIES,  
 ANY UNAUTHORIZED USE OF THIS DRAWING IS EXPRESSLY PROHIBITED  
 WITHOUT WRITTEN PERMISSION FROM RF INDUSTRIES.  
 ANY VIOLATION IS PUNISHABLE UNDER U.S. COPYRIGHT LAWS.

ALL DIMENSIONS ARE REFERENCE ONLY

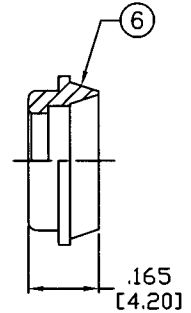
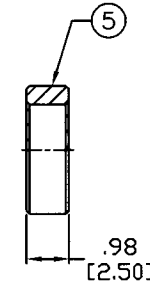
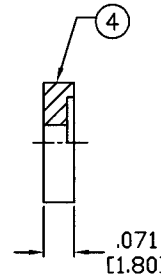
PART NO.

**RFB-1720**

REV	DESCRIPTION	DWN	DATE	APPROVED
A	ENGINEERING RELEASE	CZS	8/23/99	R. RICE
B	CHANGE FORMAT, SPECS, & DWG. # 9234	GGG	3/26/02	JDMc

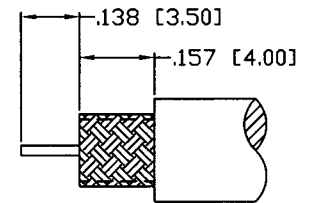
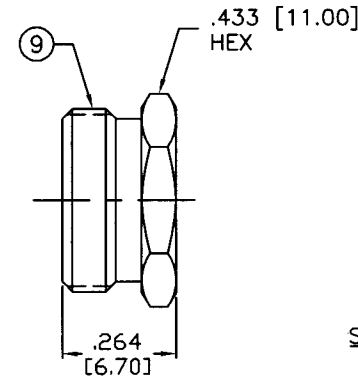
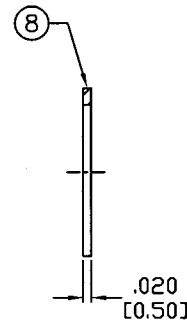
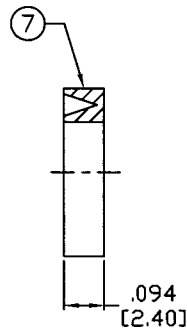


RECOMMENDED  
PIN TO BE SOLDERED



**SPECIFICATIONS:**

IMPEDANCE: 75 Ohms  
 FREQUENCY RANGE: 0-2 GHz  
 WORKING VOLTAGE: 500 V rms max. @ sea level  
 TEMPERATURE RANGE: -65°C TO 165°C  
 INSULATION RESISTANCE: 5k M Ohms min.  
 FOR RG-59, 59A, 59B, 62, 62A, 62C 71, 140 & 210/U,  
 BELDEN 8221, 8241, 8241A, 8254, 8255, 8263, 9169,  
 9204, 9228, 9244, 9269 & 9862 CABLE



RECOMMENDED  
STRIPPING DIMMENSIONS

1	BODY	1	BRASS	NICKEL, 100μ"
2	INSULATOR	1	PTFE	----
3	CONTACT	1	PHOS BRONZE	GOLD, 3μ"
4	INSULATOR	1	PTFE	----
5	RING	1	BRASS	NICKEL, 100μ"
6	CLAMP	1	BRASS	NICKEL, 100μ"
7	GASKET	1	SILICONE	----
8	WASHER	1	BRASS	NICKEL, 100μ"
9	HEX NUT	1	BRASS	NICKEL, 100μ"
10				
11				
12				
13				
14				
#	DESCRIPTION	QTY	MATRL	FINISH

008974	
DRAWN G. GALLEGOS	3/26/02
CHECKED JDMc	3-27-02
ORJ DRAWN C. ZUNIGA	8/23/99
APPROVALS	DATE

UNLESS OTHERWISE SPECIFIED:  
 1. REMOVE ALL BURRS  
 2. BREAK ALL CORNERS & EDGES .005 R. MAX.  
 3. CHAMFER 1ST & LAST THREADS 45°  
 4. SURFACE ROUGHNESS 63 FINISH MIL-STD-10  
 5. DIAMETERS ON COMMON CENTERS TO BE CONCENTRIC WITHIN .002 T.I.R.  
 6. ALL DIMENSIONS ARE AFTER PLATING.

DIMENSIONS ARE IN INCHES AND [MILLIMETERS]  
 UNLESS OTHERWISE NOTED TOLERANCES ARE:

DECIMALS	DIAMETER
.xxx±.003 [.08]	.xxx±.001 [.03]
.xx±.005 [.13]	.xx±.003 [.08]

**RF connectors**  
 DIVISION OF RF INDUSTRIES, LTD.

7610 MIRAMAR RD  
 SAN DIEGO, CA 92126  
 (858) 549-6340  
 (858) 549-6345 FAX

**BNC JACK CLAMP**

SIZE A	CABLE GROUP D	DWG NO. RFB-1720	REV B
SCALE: NTS		CAD FILE OUTLINE	SHEET 1 OF 1