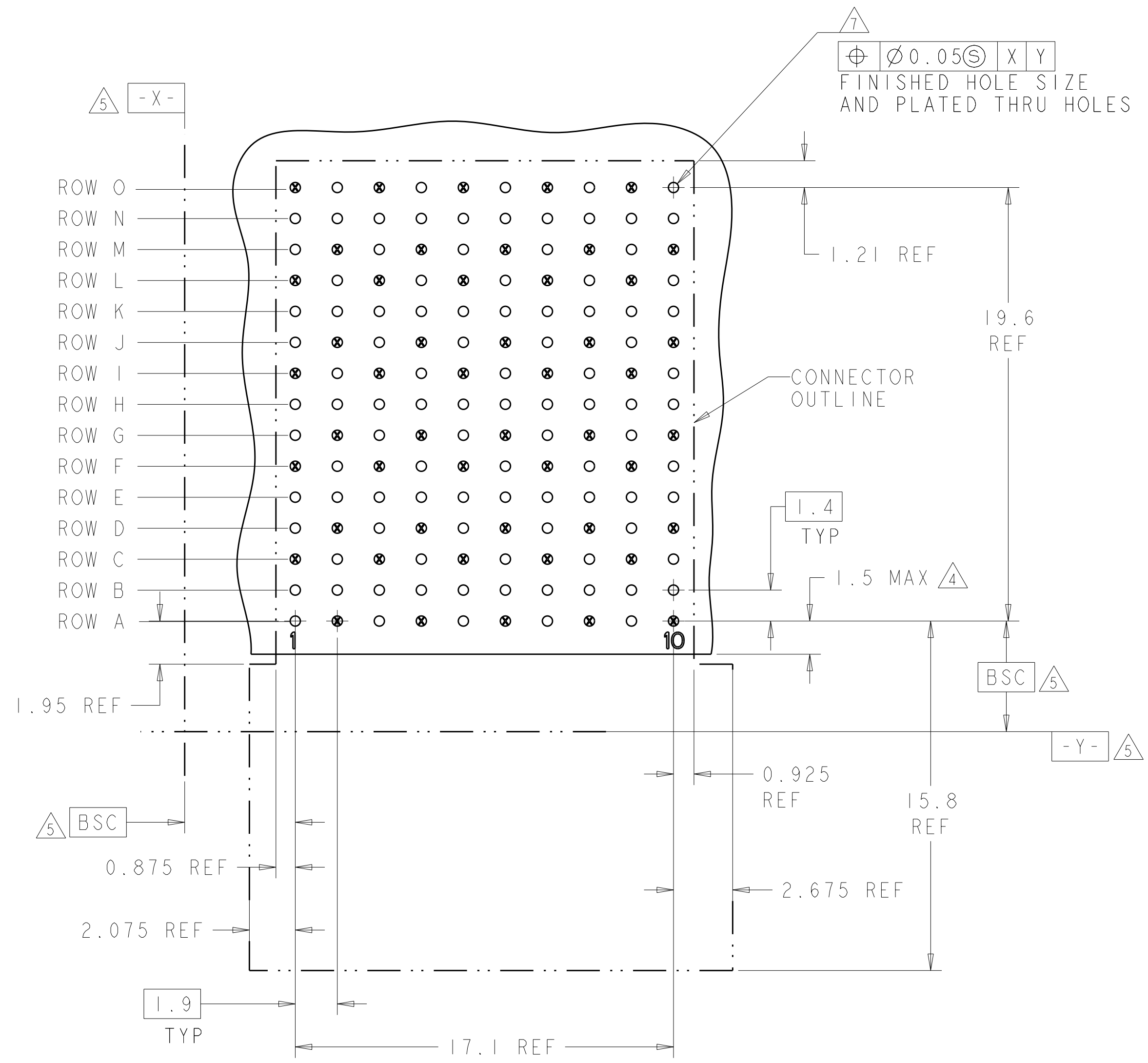
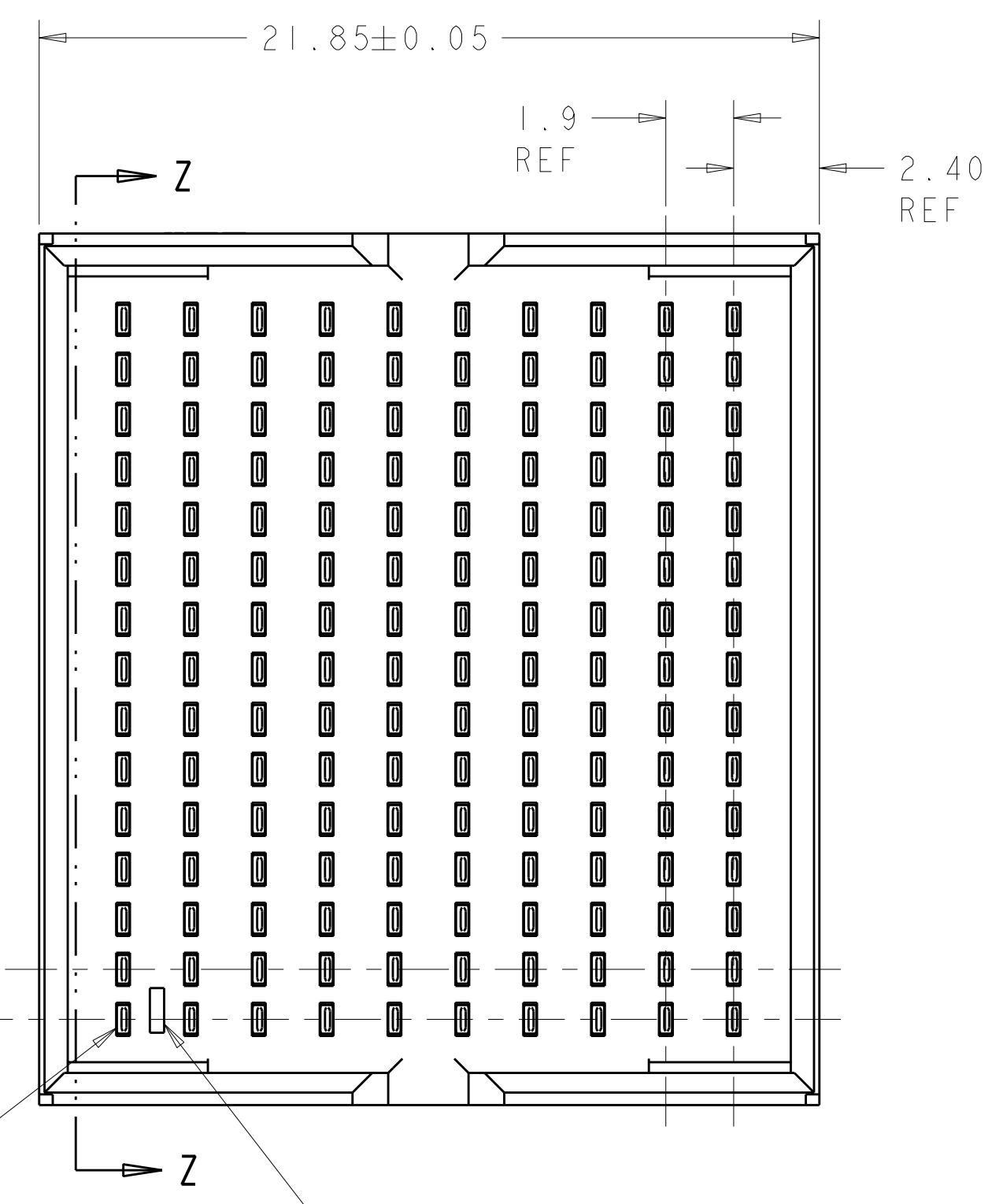
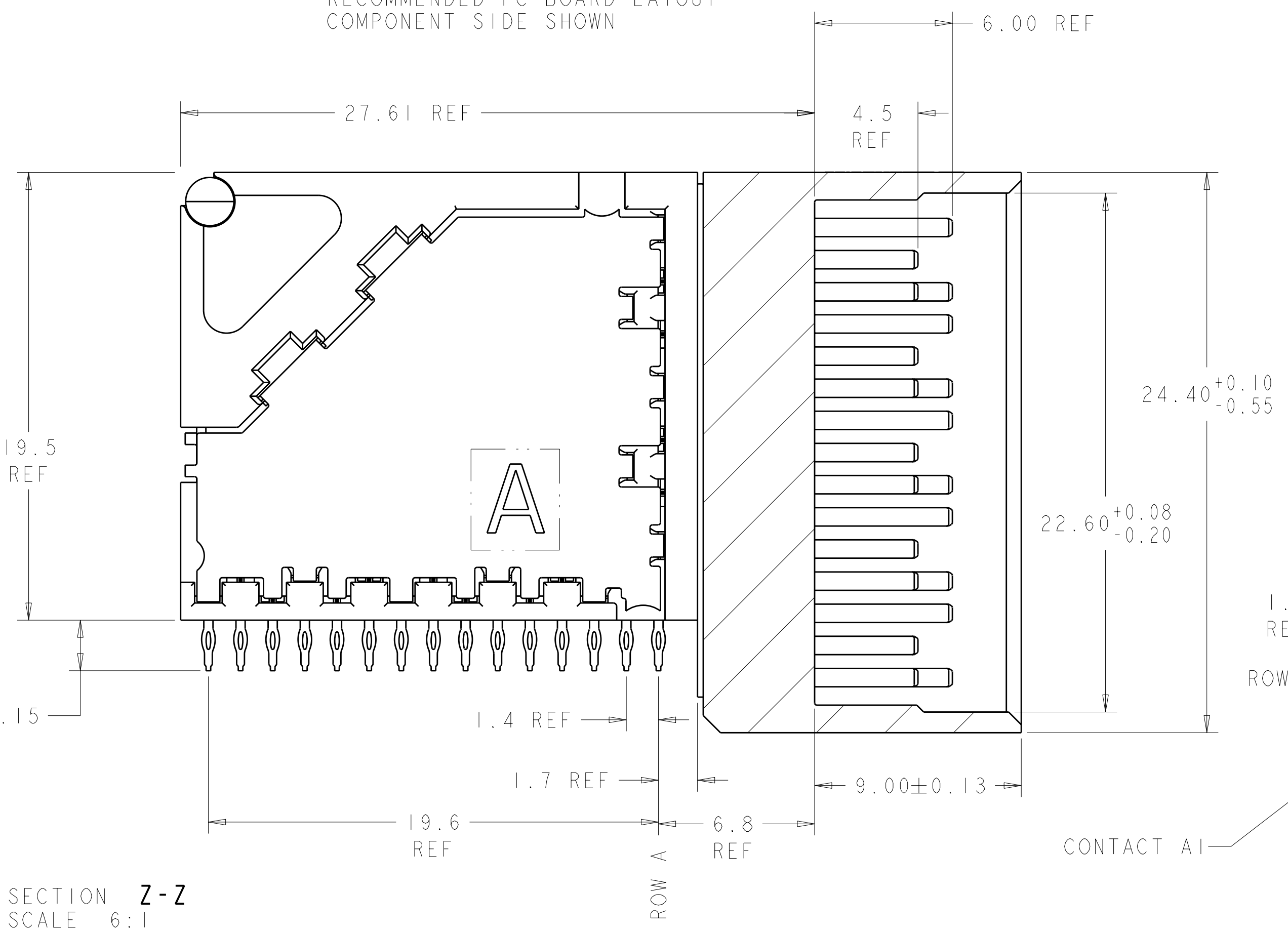
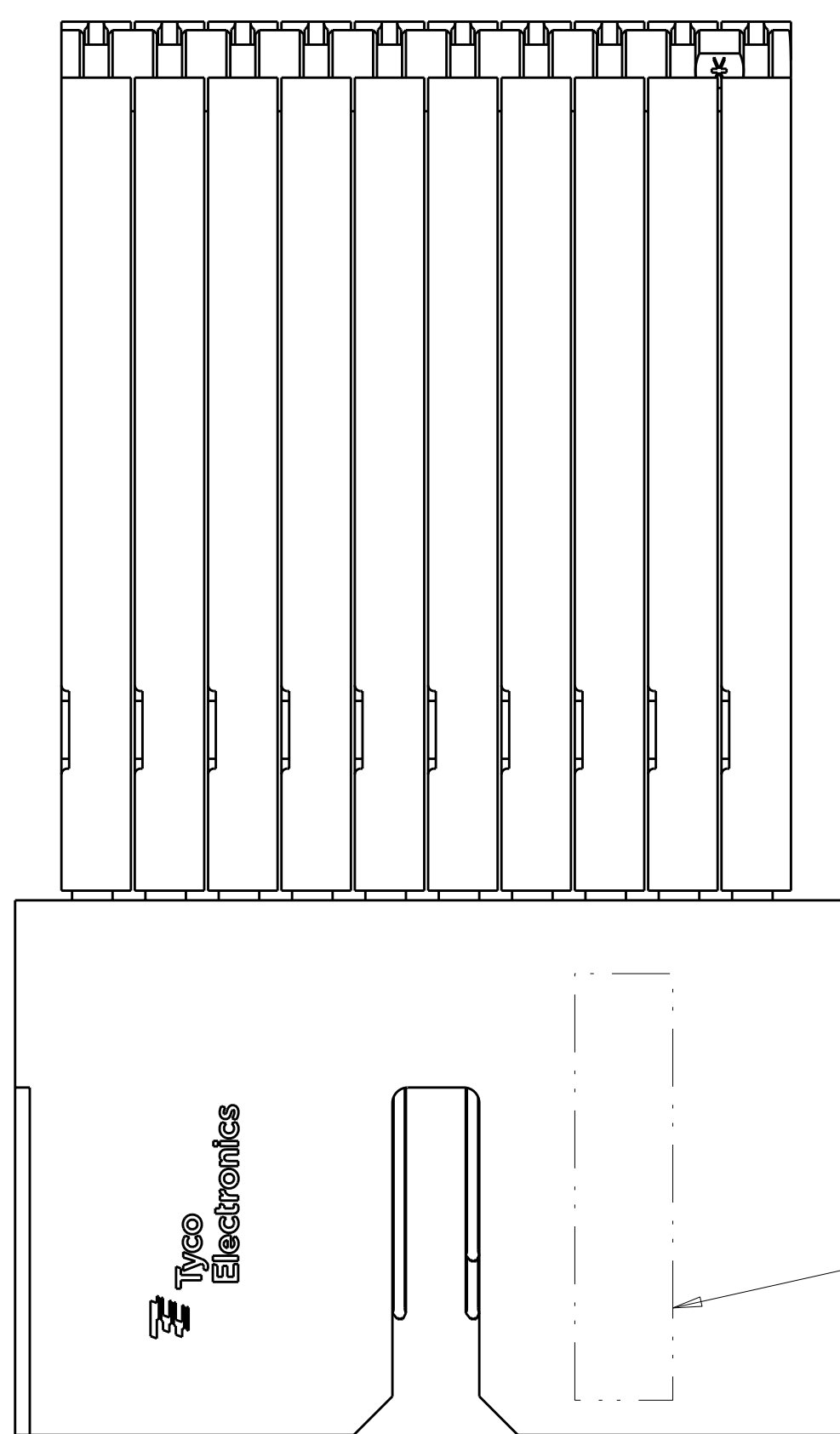


LOC		DIST		REVISIONS			
AD	00	REV	DATE	BY	CHK	APPD	
		A	RELEASED PER ECO-11-020102	18NOV2011	RG	RP	



○ = SIGNAL
 ⊗ = GROUND
 RECOMMENDED PC BOARD LAYOUT
 COMPONENT SIDE SHOWN

- 1 MATERIAL:
 CONTACT AND SHIELD: PHOS BRONZE
 HOUSING AND CHICKLET: LCP, UL 94V-0, COLOR: BLACK
- 2 FINISH:
 CONFORMS TO THE REQUIREMENTS OF
 TE PRODUCT SPECIFICATION 108-2303-1; BASED
 ON TELECORDIA GR-1217-CORE FOR SYSTEM
 QUALITY LEVEL III, APPLICATIONS IN
 CONTROLLED ENVIRONMENTS (CENTRAL OFFICE).
- 3 CONNECTOR MARKED WITH PART NUMBER, DATE CODE, 85 OHM,
 AND STANDARD IN APPROXIMATE AREA SHOWN.
- 4 DIMENSION APPLIES TO CENTERLINE OF THRU HOLE.
- 5 DATUMS AND BASIC DIMENSIONS ESTABLISHED BY CUSTOMER.
- 6 CONTACT AREA LUBRICATED WITH BELLCORE APPROVED LUBRICANT.
 TECHNICAL REFERENCE: GR-1217-CORE, ISSUE 1, NOVEMBER 1995.
- 7 REFERENCE APPLICATION SPEC FOR RECOMMENDED PLATED THRU
 HOLE DIAMETER AND PLATING THICKNESS.
- 8 ALL GROUNDS IN ODD NUMBERED COLUMNS ARE COMMONED.
 ALL GROUNDS IN EVEN NUMBERED COLUMNS, EXCEPT FOR ROW A ARE COMMONED.



SECTION Z-Z
 SCALE 6:1

1934822-1
 PART NUMBER

DIMENSIONS: mm 		TOLERANCES UNLESS OTHERWISE SPECIFIED: 9 PLC ± 1 PLC ± 3 PLC ± 4 PLC ± ANGLES ±		DWN S. J. MAGARO 18FEB2008 CHK C. RITTER 18FEB2008 APVD		Tyco Electronics Harrisburg, PA 17105-3608	
MATERIAL:		FINISH:		PRODUCT SPEC 108-2303-1		NAME RIGHT ANGLE HEADER ASSEMBLY DOUBLE WALL, 5 PAIR, 10 COLUMN, Z-PACK TinMan 85 OHM	
CUSTOMER DRAWING		WEIGHT:		APPLICATION SPEC 114-13243		SIZE CAGE CODE DRAWING NO A 100779 C=1934822	
SCALE 6:1		SHEET 1 OF 1		REV A		RESTRICTED TO	