

6

5

4

3

2

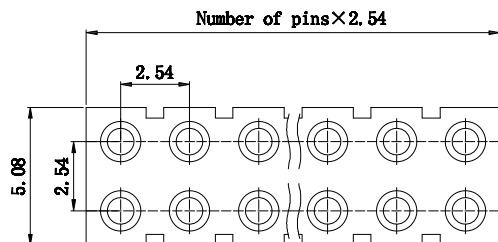
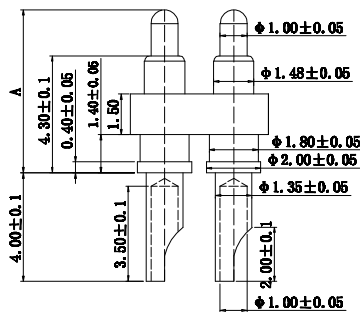
1

APPROVED: _____

DATE: _____ TITLE: _____

Rev	AWO #	Description	Date	Appr
-		RELEASED	5/10/19	

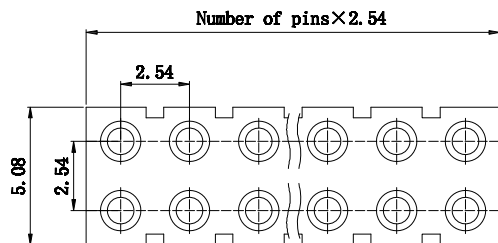
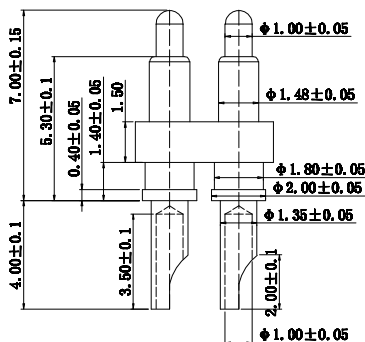
4.30mm Length



4.30mm Length
Positions: 01 thru 40

ADAM P/N	Initial Height
PH2-3B-XX-MVS-4355-C1	5.5mm
PH2-3B-XX-MVS-4360-C1	6.0mm

5.30mm Length



5.30mm Length
Positions: 01 thru 40

ADAM P/N	Initial Height
PH2-3B-XX-MVS-5365-C1	6.5mm
PH2-3B-XX-MVS-5370-C1	7.0mm
PH2-3B-XX-MVS-5375-C1	7.5mm
PH2-3B-XX-MVS-5380-C1	8.0mm

SPECIFICATIONS:

Material:
 Insulator: PA46, rated UL 94V-0, Color: Black
 Contacts: Brass
 Spring: Stainless Steel
 Plating:

Gold flash over Nickel underplate overall

Electrical:
 Voltage rating: 12 Volts
 Current rating: 3A max
 Contact resistance @ working stroke: 20 mohms max. before test
 60 mohms max. after test

Insulation resistance: 100 Mohms min
 Dielectric withstanding voltage: 100 VRMS @ 60HZ

Mechanical:
 Spring force: 70g±20g @ 1.0mm working stroke (4.30 & 5.30mm)
 Full stroke: 1.40mm
 Life test: 10,000 Cycles Min
 Temperature Rating:

Operating temperature: -30°C to +85°C

Environmental:
 Lead free, RoHS compliant.



UNLESS OTHERWISE SPECIFIED ALL DIMENSIONS ARE MILLIMETERS TOLERANCES: EXCEPT AS NOTED		ADAM TECH INTERCONNECTS 909 Rahway Avenue, Union, NJ 07083 Phone: 908-687-5000 Fax: 908-687-5710	
MM	ANGLE		
X. ± 0.20	X' ± 2°	TITLE CUSTOM LENGTH TUBE DOUBLE ROW STRIPS 1.50MM INSULATOR HEIGHT, SOLDER CUP	
.X ± 0.15	.X' ± 0.5°		
.XX ± 0.10		REV. -	
APPROVALS		DATE	
DRAWN	OW	5/10/19	
CHECKED	AC	5/10/19	
APPROVED			
SIZE	PART NO.	REF: S00185C	
X	PH2-3B-XX-MVS-XXXX-C1	SCALE: NTS	SHEET 1 OF 1

6

5

4

3

2

1