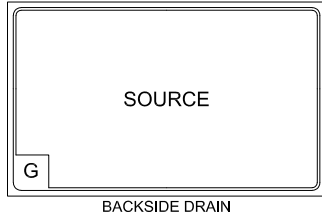


# CP406-CWDM3011N

## N-Channel MOSFET Die

### Enhancement-Mode

The CP406-CWDM3011N is a silicon N-Channel MOSFET designed for high speed pulsed amplifier and driver applications.



#### MECHANICAL SPECIFICATIONS:

Die Size	63.8 x 38.9 MILS
Die Thickness	5.5 MILS
Gate Bonding Pad Area	7.1 x 7.1 MILS
Source Bonding Pad Area	60.4 x 35.6 MILS
Top Side Metalization	Al-Cu - 40,000Å
Back Side Metalization	Ti/Ni/Ag - 1,000Å/3,000Å/10,000Å
Scribe Alley Width	2.36 MILS
Wafer Diameter	8 INCHES
Gross Die Per Wafer	17,312

#### MAXIMUM RATINGS: ( $T_A=25^\circ\text{C}$ unless otherwise noted)

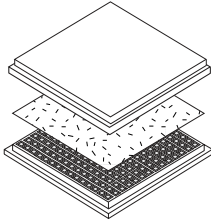
	SYMBOL		UNITS
Drain-Source Voltage	$V_{DS}$	30	V
Gate-Source Voltage	$V_{GS}$	20	V
Continuous Drain Current	$I_D$	9.93	A
Maximum Pulsed Drain Current	$I_{DM}$	37.44	A
Power Dissipation	$P_D$	1.92	W
Power Dissipation ( $T_A=75^\circ\text{C}$ )	$P_D$	1.15	W
Operating and Storage Junction Temperature	$T_J, T_{stg}$	-55 to +150	$^\circ\text{C}$
Thermal Resistance	$\Theta_{JA}$	65	$^\circ\text{C/W}$

#### ELECTRICAL CHARACTERISTICS: ( $T_A=25^\circ\text{C}$ unless otherwise noted)

SYMBOL	TEST CONDITIONS	MIN	TYP	MAX	UNITS
$I_{GSSF}, I_{GSSR}$	$V_{GS}=20\text{V}, V_{DS}=0$			100	nA
$I_{DSS}$	$V_{DS}=30\text{V}, V_{GS}=0$			1.0	$\mu\text{A}$
$BV_{DSS}$	$V_{GS}=0, I_D=250\mu\text{A}$	30			V
$V_{GS(th)}$	$V_{GS}=V_{DS}, I_D=250\mu\text{A}$	1.0	1.48	3.0	V
$V_{SD}$	$V_{GS}=0, I_S=1.0\text{A}$			1.5	V
$r_{DS(ON)}$	$V_{GS}=10\text{V}, I_D=1.0\text{A}$		5.66	13	$\text{m}\Omega$
$r_{DS(ON)}$	$V_{GS}=4.5\text{V}, I_D=1.0\text{A}$		9.29	18	$\text{m}\Omega$

## BARE DIE PACKING OPTIONS

---

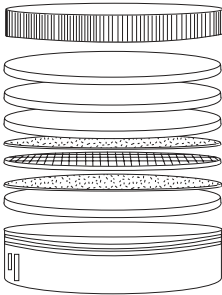


### BARE DIE IN TRAY (WAFFLE) PACK

**CT:** Singulated die in tray (waffle) pack.  
(example: CP211-PART NUMBER-CT)

**CM:** Singulated die in tray (waffle) pack 100% visually inspected as per MIL-STD-750, (method 2072 transistors, method 2073 diodes).  
(example: CP211-PART NUMBER-CM)

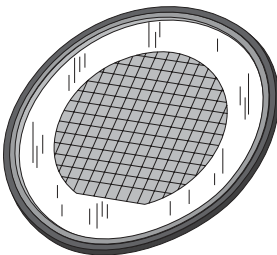
---



### UNSAWN WAFER

**WN:** Full wafer, unsawn, 100% tested with reject die inked.  
(example: CP211-PART NUMBER-WN)

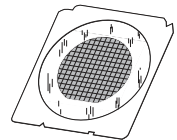
---



### SAWN WAFER ON PLASTIC RING

**WR:** Full wafer, sawn and mounted on plastic ring,  
100% tested with reject die inked.  
(example: CP211-PART NUMBER-WR)

Please note: Sawn Wafer on Metal Frame (WS) is possible as a special order. Please contact your Central Sales Representative at 631-435-1110.



Visit the Central website for a complete listing of specifications:  
[www.centrasemi.com/bdspecs](http://www.centrasemi.com/bdspecs)

## OUTSTANDING SUPPORT AND SUPERIOR SERVICES



---

### PRODUCT SUPPORT

Central's operations team provides the highest level of support to insure product is delivered on-time.

- Supply management (Customer portals)
- Inventory bonding
- Consolidated shipping options
- Custom bar coding for shipments
- Custom product packing

---

### DESIGNER SUPPORT/SERVICES

Central's applications engineering team is ready to discuss your design challenges. Just ask.

- Free quick ship samples (2<sup>nd</sup> day air)
- Online technical data and parametric search
- SPICE models
- Custom electrical curves
- Environmental regulation compliance
- Customer specific screening
- Up-screening capabilities
- Special wafer diffusions
- PbSn plating options
- Package details
- Application notes
- Application and design sample kits
- Custom product and package development

---

### REQUESTING PRODUCT PLATING

1. If requesting Tin/Lead plated devices, add the suffix "TIN/LEAD" to the part number when ordering (example: 2N2222A TIN/LEAD).
2. If requesting Lead (Pb) Free plated devices, add the suffix "PBFREE" to the part number when ordering (example: 2N2222A PBFREE).

---

### CONTACT US

#### Corporate Headquarters & Customer Support Team

Central Semiconductor Corp.  
145 Adams Avenue  
Hauppauge, NY 11788 USA  
Main Tel: (631) 435-1110  
Main Fax: (631) 435-1824  
Support Team Fax: (631) 435-3388  
[www.centrasemi.com](http://www.centrasemi.com)

**Worldwide Field Representatives:**  
[www.centrasemi.com/wwreps](http://www.centrasemi.com/wwreps)

**Worldwide Distributors:**  
[www.centrasemi.com/wwdistributors](http://www.centrasemi.com/wwdistributors)

---

For the latest version of Central Semiconductor's **LIMITATIONS AND DAMAGES DISCLAIMER**, which is part of Central's Standard Terms and Conditions of sale, visit: [www.centrasemi.com/terms](http://www.centrasemi.com/terms)