

RECOMMENDED P.C.B. LAYOUT  
(COMPONENT SIDE OF BOARD)

NOTES:

ELECTRICAL:

1. VOLTAGE RATING : 125 VAC.
2. CURRENT RATING : 1.25 AMP.
3. INSULATING RESISTANCE : 500 MEGAOHMS MINIMUM.
4. DIELECTRIC STRENGTH : 1000 VAC 60Hz, 1MIN.
5. CATEGORY 6 CHARACTERISTIC:

FREQUENCY MHz	NEAR-END CROSSTALK dB, MIN.	RETURN LOSS dB, MIN.	INSERTION LOSS dB, MAX.
1.0	75.0	30.0	0.1
4.0	75.0	30.0	0.1
8.0	75.0	30.0	0.1
10.0	74.0	30.0	0.1
16.0	69.9	30.0	0.1
20.0	68.0	30.0	0.1
25.0	66.0	30.0	0.1
31.25	64.1	30.0	0.11
62.5	58.1	28.1	0.16
100.0	54.0	24.0	0.20
200.0	48.0	18.0	0.28
250.0	46.0	16.0	0.32

MECHANICAL:

1. HOUSING : HIGH TEMP THERMOPLASTIC. UL 94V-0.
2. INSERT : HIGH TEMP THERMOPLASTIC UL 94V-0.
3. CONTACT : PHOSPHOR BRONZE.  
SELECTIVE GOLD PLATING ON MATING SURFACE,  
SEE AMPHENOL PART NUMBER FOR DETAIL.  
50u" MIN. NICKEL UNDERPLATE  
100u" MIN. MATTE TIN PLATING ON CONTACT SOLDER TAIL.
4. SHIELD : STAINLESS STEEL

ENVIRONMENTAL:

1. STORAGE : -40° TO +85°.
2. OPERATION : -40° TO +85°.  
MATES WITH MODULAR PLUG CONFORMING TO TIA 1096.  
RECOMMENDED SOLDER PROCESS:  
WAVE SOLDER, PEAK TEMPERATURE 260° FOR 5 SECOND MAXIMUM.  
REFLOW SOLDER, PEAK TEMPERATURE 260° FOR 5~8 SECOND.

AMPHENOL PART NUMBER: RJE451881X01

GOLD PLATING  
1 = GOLD FLASH  
2 = 15u"  
3 = 30u"  
4 = 50u"

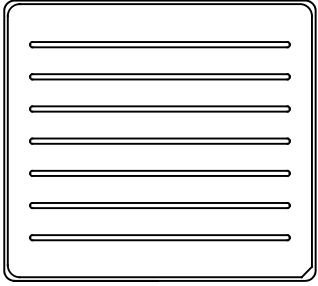
REVISIONS			
REV	DESCRIPTION, ECN, EAR NO.	DATE	APP'D
A	PROPOSAL	MAY22.2015	L.CHAN
B	ADD RECOMMENDED PANEL CUTOUT	SEP13.2016	L.CHAN




UNLESS SPECIFIED OTHERWISE	DRAWN KELVIN T	MAY22/15
PRIMARY UNITS: MILLIMETERS	CHECKED	
SECONDARY: INCHES	M.E. APP'D	
	Q.A. APP'D	
1 DECIMAL PLACE	DWG APP'D L.CHAN	MAY22/15
2 DECIMAL PLACES	ENG. REL. NO.	
3 DECIMAL PLACES ±0.38	REF.	
ANGULAR DEGREES	THIRD ANGLE PROJECTION	DO NOT SCALE DRAWING

Amphenol Canada Corp. www.amphenolcanada.com	
VERTICAL MODULAR JACK SINGLE PORTS, 8 POSITION, 8 CONTACTS, NON-LED, SHIELDED, CAT.6 TRAY PACKAGING -RoHS COMPLIANT	
DWG NO. P-RJE45-188-1X01	REV B
CODE ID NO. 03554	DWG SIZE SCALE SHEET 1 OF 2

REVISIONS			
REV	DESCRIPTION, ECN, EAR NO.	DATE	APP'D
A	PROPOSAL	MAY22.2015	L.CHAN
B	ADD RECOMMENDED PANEL CUTOUT	SEP13.2016	L.CHAN



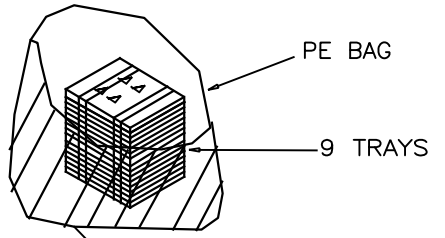
TOP TRAY



BOTTOM TRAY

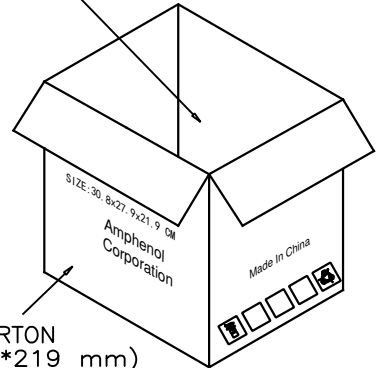


CONNECTORS

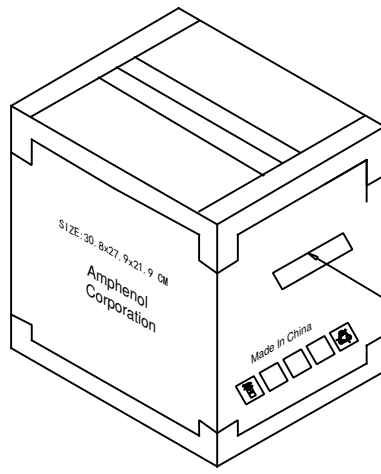


PE BAG

9 TRAYS



CARTON (308\*279\*219 mm)



AMPHENOL P/N: RJE451881X01 Q' TY: 720  
 LOT# DATE CODE CTY OF ORIGIN: CN

- NOTES:
1. FINISHED CONNECTORS (AFTER FINAL INSPECTION) TO BE PACKED INTO CONDUCTIVE HIPS TRAYS, 80 CONNECTORS PER TRAY.
  2. TOTAL 9 TRAYS LOADED WITH CONNECTORS TO BE PACKED INTO PE BAG, MUST SEAL PE BAG.
  3. TRAYS & CARTONS MATERIAL MUST BE ABLE TO WITHSTAND IMPACT DURING PRODUCT TRANSPORTATION TO PREVENT ANY DAMAGE TO FINISHED CONNECTORS.
  4. EACH TRAY AND CARTON OF PARTS TO BE LABELLED WITH AMPHENOL CANADA PART NUMBER, DATE CODE, QUANTITY, COUNTRY OF ORIGIN, AND CSA/UL LOGO WHEN APPROVED.

UNLESS SPECIFIED OTHERWISE	DRAWN	KELVIN T	MAY22/15
CHECKED			
PRIMARY UNITS: MILLIMETERS	M.E. APP'D		
SECONDARY: INCHES	Q.A. APP'D		
1 DECIMAL PLACE	DWG APP'D	L.CHAN	MAY22/15
2 DECIMAL PLACES	ENG. REL. NO.		
3 DECIMAL PLACES ±0.38	REF.		
ANGULAR DEGREES	THIRD ANGLE PROJECTION	DO NOT SCALE DRAWING	

Amphenol Canada Corp. www.amphenolcanada.com			
VERTICAL MODULAR JACK SINGLE PORTS, 8 POSITION, 8 CONTACTS, NON-LED, SHIELDED, CAT.6 TRAY PACKAGING -RoHS COMPLIANT			
DWG NO.	P-RJE45-188-1X01		REV B
CODE ID NO. 03554	DWG SIZE	SCALE	SHEET 2 OF 2