

MCL0606FRGB1T DATASHEET

Multi Color LED, 0606, Flat Lens, RGB

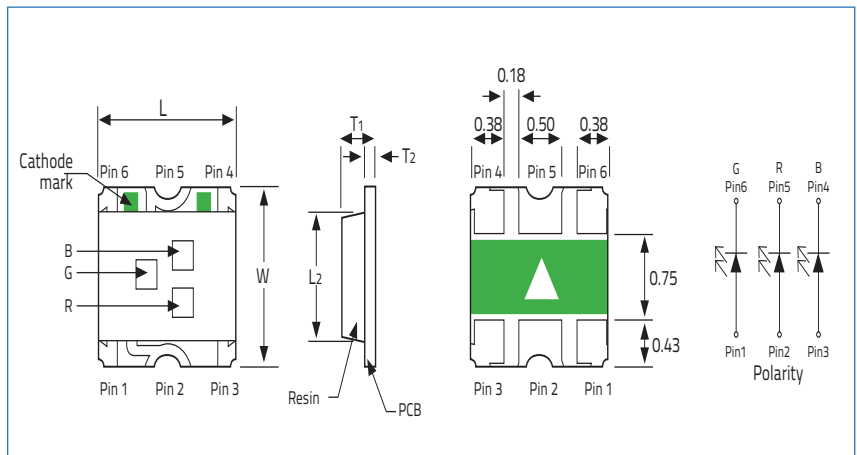


VENKEL LTD.

Part Number	Size	Emitting Color	Emitting Material	Lens-Color	Luminous Intensity mcd	Wavelength nm λ_P	Viewing Angle (2θ 1/2)
MCL0606FRGB1T	0606	Red, Green, Blue (RGB)	AlGaInP, InGaN	Clear	Red: 112.5 mcd typ Green: 180 mcd typ Blue: 71.50 mcd typ	Red: 632 nm typ Green: 520 nm typ Blue: 468 nm typ	140°

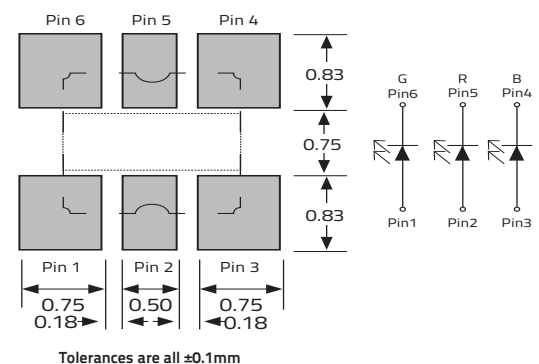
Electrical & Optical Specifications ($T_A=25^\circ\text{C}$)		Red @20mA	Green @20mA	Blue @20mA	Unit
Forward Voltage Typ.	V_F	2.0	3.3	3.3	V
Forward Voltage Max.	V_F	2.4	3.9	3.9	V
Reverse Current (Max) ($V_R=5V$)	I_R	≤ 100	≤ 100	≤ 100	μA
Peak Wavelength Typ.	λ_P	632	520	468	nm
Dominant Wavelength Typ.	λ_D	624	525	470	nm
Spectral Line Half Width Typ.	$\Delta\lambda$	20	30	40	nm

Absolute Maximum Ratings ($T_A=25^\circ\text{C}$)		Red	Green/Blue	Unit
Reverse Voltage	V_R	5	5	V
DC Forward Current	I_F	20	20	mA
Peak Forward Current 1/10 Duty Cycle @ 10KHz	I_{FP}	40	60	mA
Power Dissipation	P_D	48	78	mW
Operating Temperature	T_A	-40 ~ +85		°C
Storage Temperature	T_{stg}	-40 ~ +100		



Dimensions				Units: Inches (mm)
L_1	L_2	T_1	T_2	
0.0629±0.004 (1.6±0.1)	0.0452±0.004 (1.15±0.1)	0.0157±0.004 (0.40±0.1)	0.0059±0.004 (0.15±0.1)	
W				
0.0629±0.004 (1.6±0.1)				

Soldering Pad Layout



MCL0606FRGB1T DATASHEET

Multi Color LED, 0606, Flat Lens, RGB



VENKEL LTD.

Graphs

Fig.1 Forward Voltage vs Forward Current

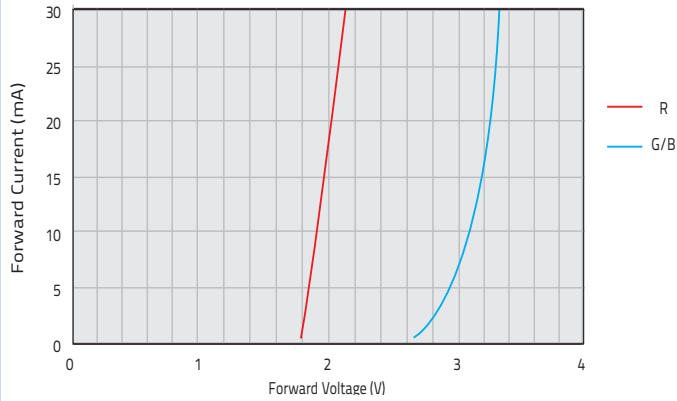


Fig.4 Relative Intensity vs Wavelength

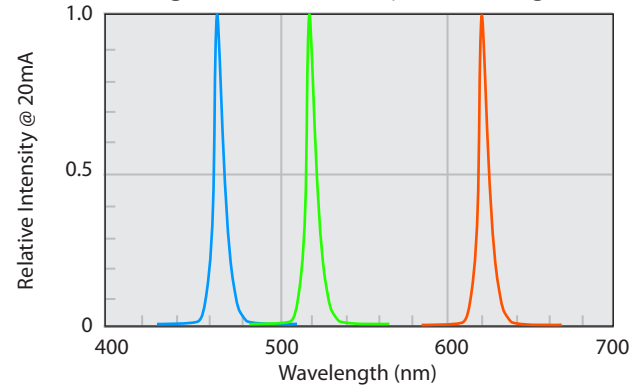


Fig.2 Relative Intensity vs Forward Current

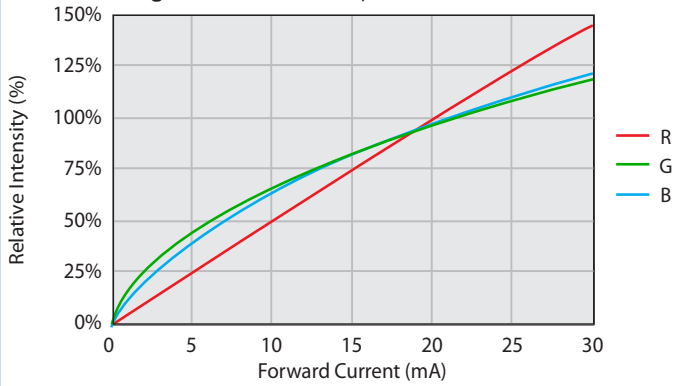


Fig.5 Radiation Diagram

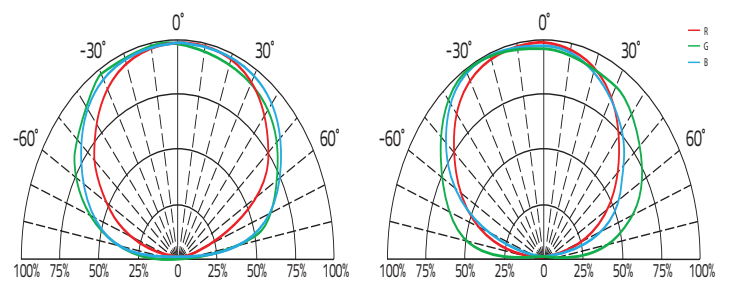
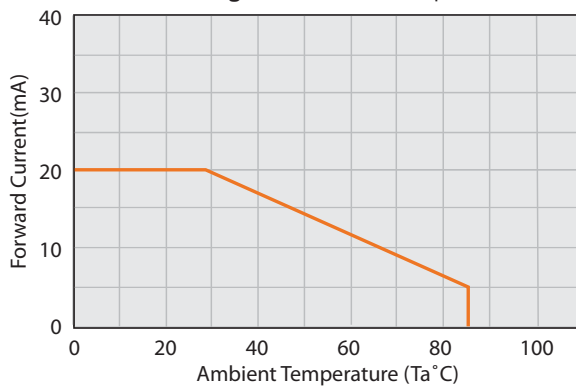


Fig.3 Current vs Temp



Environmental information

RoHS Status	6 of 6 Compliant
REACH Status	Compliant
Halogen Status	Halogen Free
Conflict Mineral Status	Conflict Mineral Free
Moisture Sensitivity Level (MSL)	3

Reflow profile

Max Reflow Temperature	260°C
Number of Reflow Cycles	2
Time at Max Reflow Temperature	10 seconds

MCL0606FRGB1T DATASHEET

Multi Color LED, 0606, Flat Lens, RGB



VENKEL LTD.

Label Example

Item: MCL0606FRGB1T
 Chip Type LED,0606,Flat Lens,RGB
 Qty: 2000 D/C: 1616
 Lot: E1A1A22L12 VF: 1.6-2.4
 VF: 2.7-3.9
 BIN/HUE: R/AC-R/C-Q/AB VF: 2.7-3.9

VENKEL LTD
 YOUR SINGLE SOURCE FOR SURFACE MOUNT PASSIVES

Codes:

VF: Forward Voltage | BIN: Luminous Intensity | HUE: Dominant Wavelength

Luminous Intensity Classification (BIN Code)

RED BIN Code	Iv(mcd) at 20mA	
	Min.	Max.
Q	71.5	112.5
R	112.5	180
S	180	285

Green BIN Code	Iv(mcd) at 20mA	
	Min.	Max.
R	112.5	180
S	180	285
T	285	360

Blue BIN Code	Iv(mcd) at 20mA	
	Min.	Max.
P	45	71.5
Q	71.5	112.5
R	112.5	180

Dominant Wavelength Classification (HUE Code)

λ_D (nm)								
Red			Green			Blue		
Hue Code	Min.	Max.	Hue Code	Min.	Max.	Hue Code	Min.	Max.
AC	615	630	B	520	525	AA	460	465
			C	525	530	AB	465	470
			D	530	535	AC	470	475
			E	535	540	AD	475	480

MCL0606FRGB1T DATASHEET

Multi Color LED, 0606, Flat Lens, RGB



VENKEL LTD.

Reel Specifications Units: mm

M	C	F	E	G
178±1.50	13.0±0.2	12.0±1.5	60.0±1.0	9.0±1.0

Packaging Specifications

Reel Size:	7"
Quantity per Reel :	2,000

Storage Specifications

- Storage temperature and RH: 5°C~35°C, RH60%
- Once the package is opened, the LEDs should be used within a week. Otherwise, they should be kept in a moisture proof bag with desiccant. We suggest that you use this product within one year from date code.
- If opened for more than one week in an atmosphere of 5°C~35°C, RH60%. The parts should be heat treated at 60°C±5°C for 15 hours.

Tape Specifications Units: mm

T	W	A	B	F
0.65±0.10	8.0±0.20	1.80±0.10	1.70±0.10	3.5±0.05
E	H	J	D	G
1.75±0.10	4.0±0.10	2.0±0.05	1.5±0.1	4.0±0.10

MCL0606FRGB1T DATASHEET

Multi Color LED, 0606, Flat Lens, RGB



VENKEL LTD.

Environmental Test Criteria			
Classification	Test Item	Test Condition	Sample Size
Endurance Test	Operating Life	1. 25°C 2. 1000hrs	40
	High Temperature Storage	1. 85°C±5°C 2. 1000hrs	40
	Temperature, Humidity Bias	1. 40°C 2. 93% 3. 1000hrs	40
Environmental Test	Solderability	1. 245°C / 3±1 sec 2. 260°C / 10±1 sec	40