

THIS DRAWING IS UNPUBLISHED. RELEASED FOR PUBLICATION
 © COPYRIGHT BY TYCO ELECTRONICS CORPORATION. ALL RIGHTS RESERVED.

LOC	DIST	REVISIONS			
P	LTR	DESCRIPTION	DATE	DWN	APVD
AF	50	AA1	REVISED PER ECR-08-006534	04APR08	HMR GJ

- 1 DIMENSIONS TO BE CHECKED WHEN SIDES ARE PARALLEL WITH 1.205 DIMENSION.
- 2 1.205 DIMENSION TO BE HELD IN THIS AREA.
- 3 1.200 DIMENSION TO BE HELD IN THIS AREA.
- 4 FOR 10-32 MACHINE SCREW.
- 5 .020±.001 1/4 HARD STAINLESS STEEL.

D

C

B

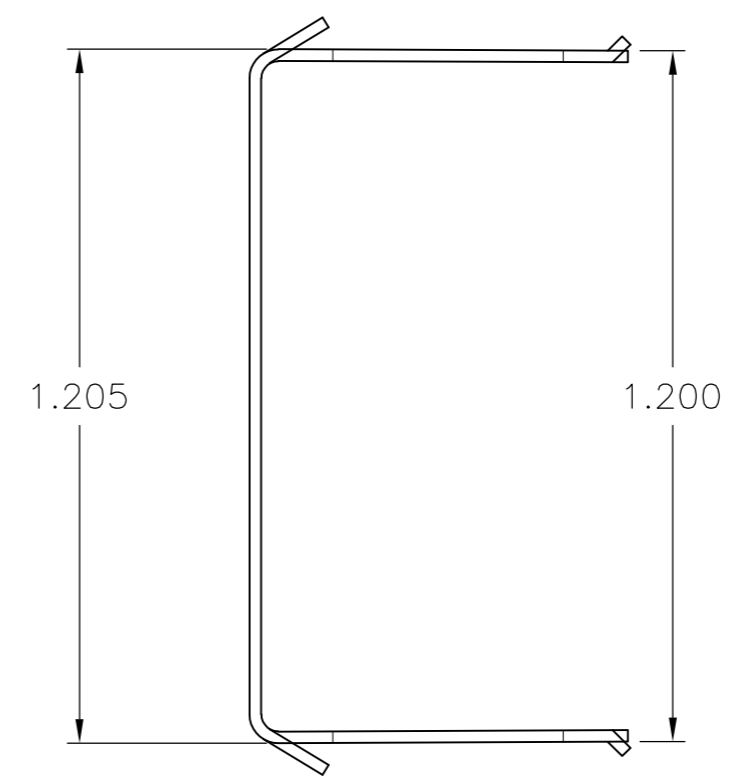
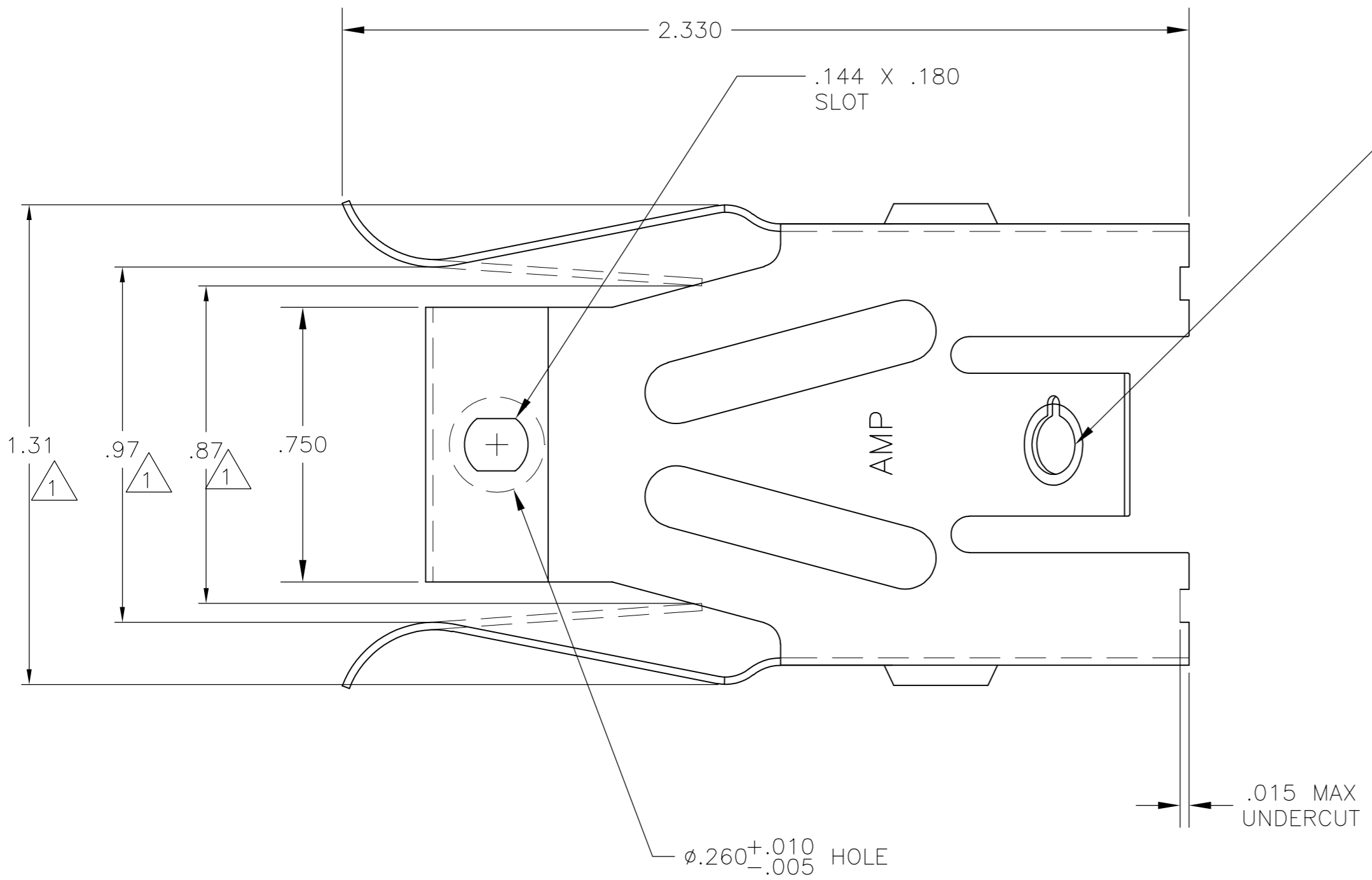
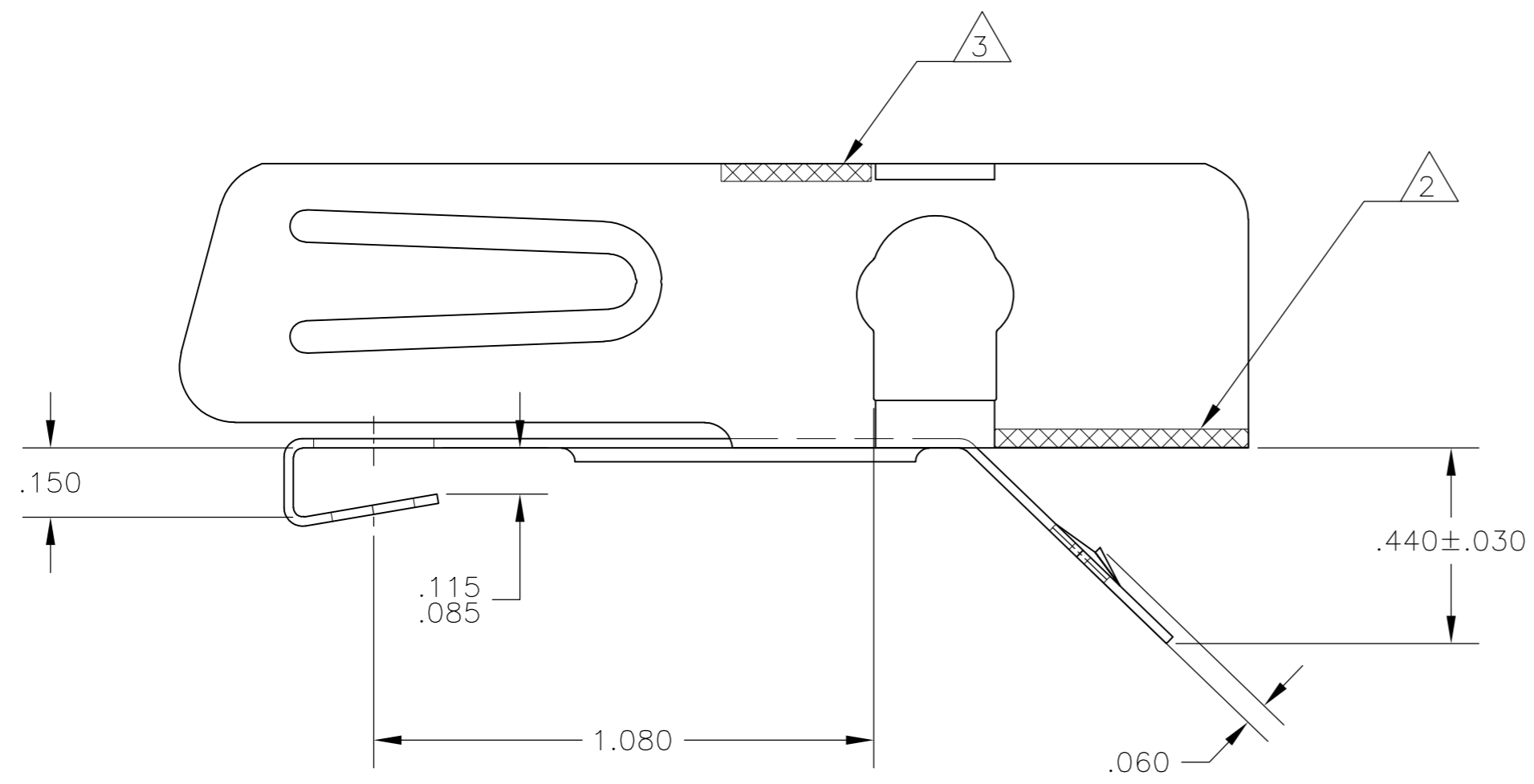
A

D

C

B

A



∅.260^{+0.010}/_{-.005} HOLE

640750-1

PART NUMBER

THIS DRAWING IS A CONTROLLED DOCUMENT.		DWN M.S. FEHER 200CT2003	Tyco Electronics Corporation Harrisburg, PA 17105-3608	
DIMENSIONS: INCHES		CHK D.F. DECKER 200CT2003	NAME	
TOLERANCES UNLESS OTHERWISE SPECIFIED:		APVD D.F. DECKER 200CT2003	PRODUCT SPEC	
0 PLC ± -		APPLICATION SPEC		
1 PLC ± -		114-1028		
2 PLC ± .03		WEIGHT -		
3 PLC ± .010		SIZE A2 CAGE CODE 00779 C=640750		
4 PLC ± -		DRAWING NO 640750-1		
ANGLES ± 2°		RESTRICTED TO -		
FINISH -		SCALE 3:1 SHEET 1 of 1 REV AA1		
MATERIAL - 5		CUSTOMER DRAWING		

640750