THIS DRAWING IS IMPOSITIVE | RELEASED FOR PUBLICATION
(C) COPYRIGHT 20 BY TYCO ELECTRONICS CORPORATION ALL RIGHTS RESERVED

LOC	SHEET
GP	00

REVISIONS

LTR	DESCRIPTION	DATE	DWN	APVD
1	PROPOSED DESIGN	27SEP2005	RG	MP
2	REVISED	29SEP2005	RG	MP
3	REVISED	15NOV2005	RG	MP

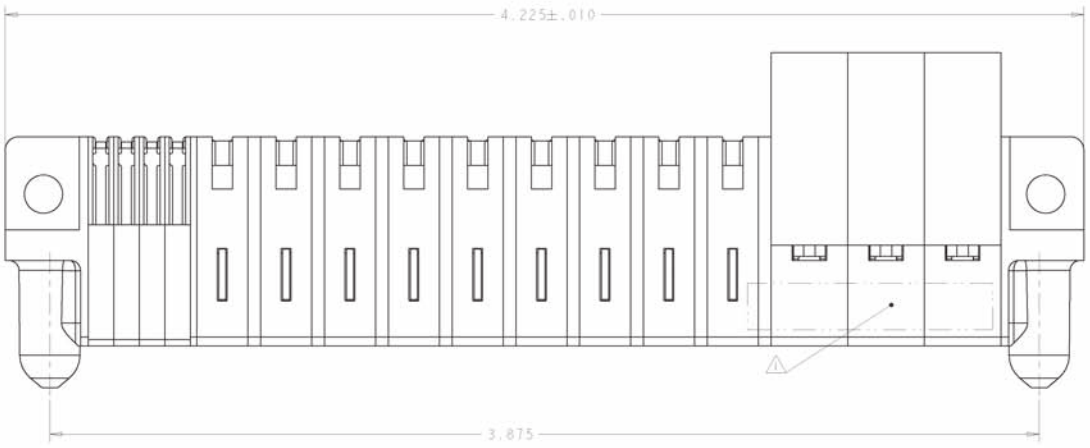

1. "AMP", PART NUMBER AND DATE CODE TO BE MARKED
2. MATERIAL: HOUSING - GLASS FILLED HIGH TEMP THERMO PLASTIC, UL94 V-0.
   SIGNAL CONTACT - HIGH CONDUCTIVITY COPPER ALLOY
   POWER CONTACT - HIGH CONDUCTIVITY COPPER ALLOY
3. CONTACT PLATING: SIGNAL CONTACTS - .000050 MIN Ni UNDER ALL.
   .000030 MIN Au ON CONTACT AREA
   .000100 MIN Sn AT PCB INTERFACE.
   POWER CONTACTS - .000050 MIN Ni UNDER ALL.
   .000030 MIN Au ON CONTACT AREA
   .000100 MIN Sn AT PCB INTERFACE.
4. MECHANICAL CONNECTOR KEEP OUT ZONE.
5. DATUM AND BASIC DIMENSIONS ESTABLISHED BY CUSTOMER.
6. PCB - ALL HOLE DIAMETERS ARE FINISHED HOLE SIZES
7. PCB - .0453±.0010 DRILLED HOLES PLATED WITH .0003 MIN Sn OVER .001 TO .003 Cu PLATING TO ACHIEVE A .040 DIAMETER HOLE
8. A/C POWER CABLE CONTACT LOADED IN THESE CAVITIES.

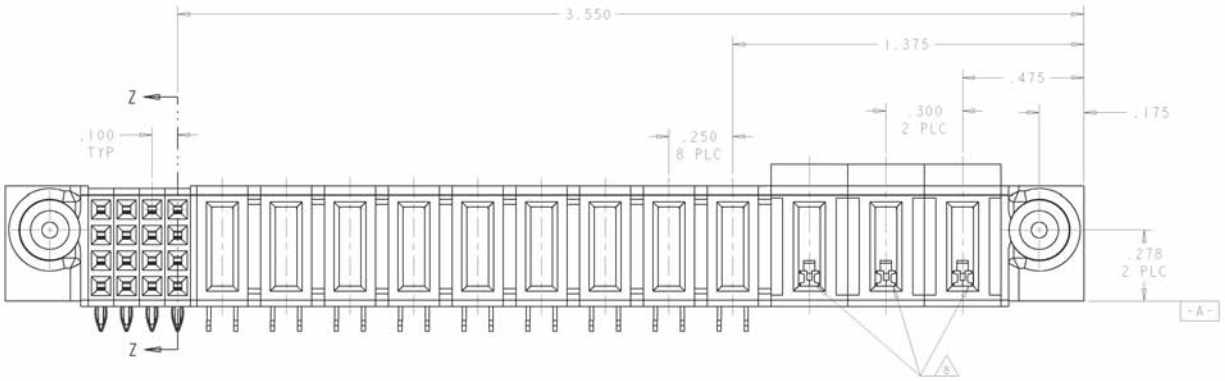

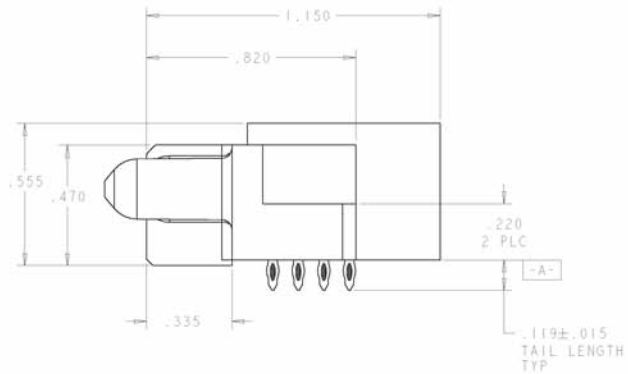

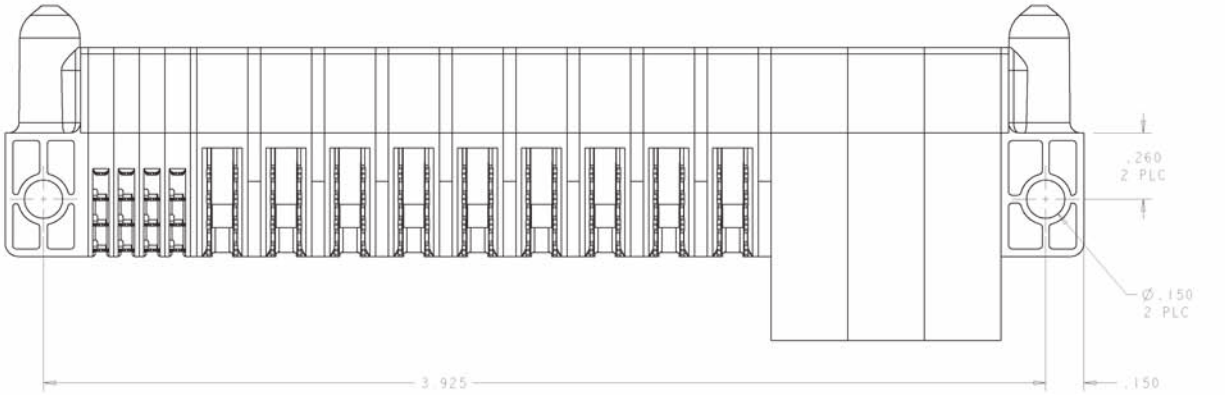

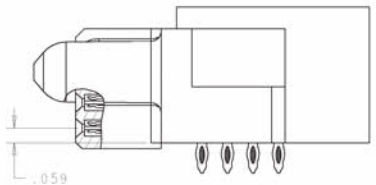

SECTION Z-Z

3ACP + 9P + 16S	1888132-1
DESCRIPTION	PART NUMBER

DWN R. GRZYBOWSKI 27SEP05
CHK M. PERCHERKE 27SEP05
APVD M. PERCHERKE
PRODUCT SPEC 108-1975
APPLICATION SPEC 114-13038
WEIGHT -
CUSTOMER DRAWING

tyco Electronics
Tyco Electronics
Harrisburg, PA 17105-3600

DIMENSIONS: INCHES
TOLERANCES UNLESS OTHERWISE SPECIFIED: 0 PLC ±; 1 PLC ±; 2 PLC ±.01; 3 PLC ±.005; 4 PLC ±.0025; ANGLES ±2°
MATERIAL 2
FINISH 3

NAME: RIGHT ANGLE RECEPTACLE ASSEMBLY A/C PASS THRU W/GUIDES MULTI-BEAM XL

SIZE A1 | CAGE CODE 00779 | DRAWING NO C-1888132-1 | RESTRICTED TO -
SCALE 4:1 | SHEET 1 OF 2 | REV 3

THIS DRAWING IS UNPUBLISHED. RELEASED FOR PUBLICATION
(C) COPYRIGHTED BY TYCO ELECTRONICS CORPORATION. ALL RIGHTS RESERVED.

LOC	SHEET
GP	00

REVISIONS

LTR	DESCRIPTION	DATE	DWN	APVD
-	SEE SHEET 1	-	-	-

PART NUMBER	ROWS	SIGNAL 4	SIGNAL 3	SIGNAL 2	SIGNAL 1	POWER P12	P11	P10	P9	P8	P7	P6	P5	P4	POWER P3	P2	P1
1888132-1	D C B A	D C B A	D C B A	D C B A	D C B A	RS	RS	RP	RP	RP	RP	RS	RS	RS	MFBL	STD	STD
3ACP + 9P + 16S																	

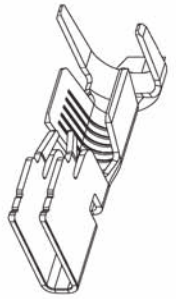

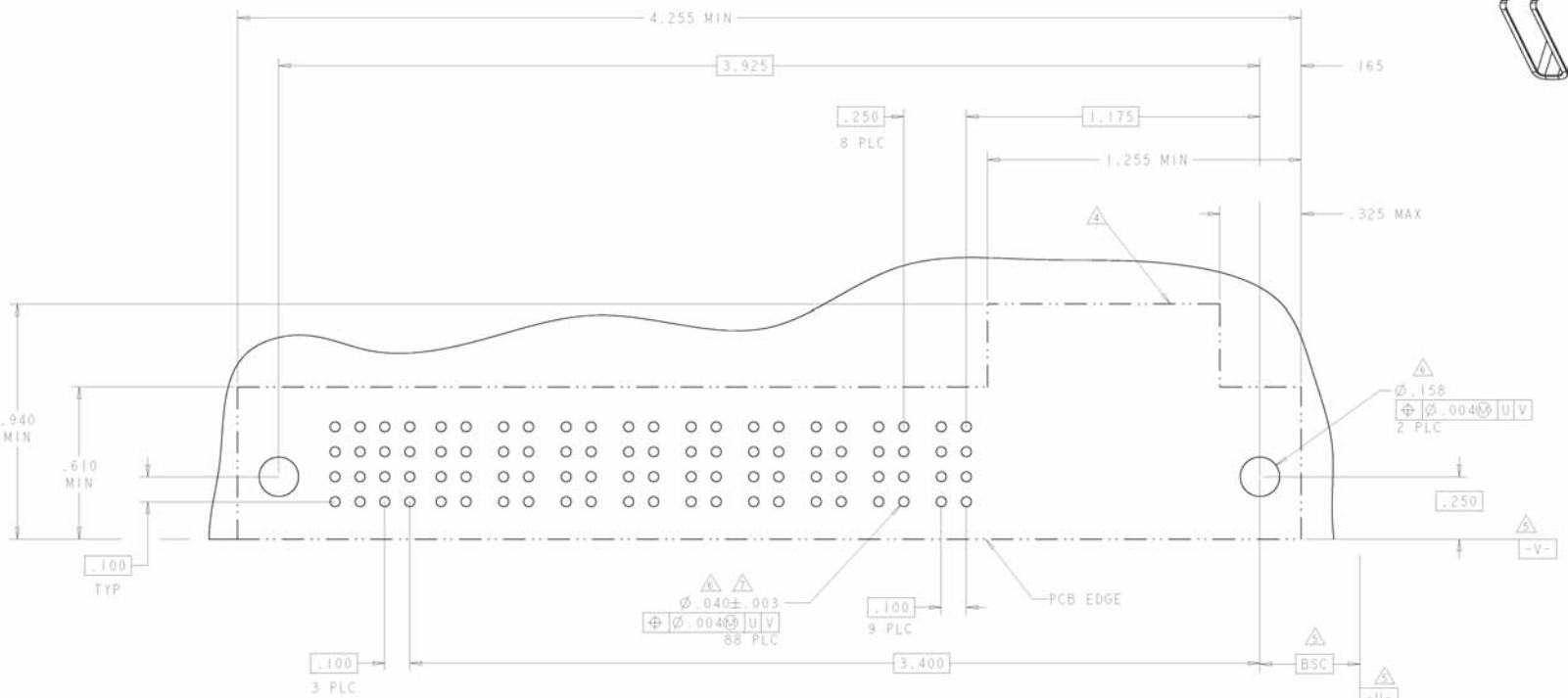

CODE	DESCRIPTION	ROW
D	SIGNAL CONTACT, PRESS FIT	D
C	SIGNAL CONTACT, PRESS FIT	C
B	SIGNAL CONTACT, PRESS FIT	B
A	SIGNAL CONTACT, PRESS FIT	A
RP	POWER CONTACT, MFBL	-
RS	POWER CONTACT, STD	-

DIMENSIONS: INCHES
TOLERANCES UNLESS OTHERWISE SPECIFIED: 0 PLC ±; 1 PLC ±; 2 PLC ±.01; 3 PLC ±.005; 4 PLC ±.0025; ANGLES ±2°
MATERIAL: -
FINISH: -

DWN: R. GRZYBOWSKI 27SEP705
CHK: M. PERCHERKE 27SEP705
APVD: M. PERCHERKE
PRODUCT SPEC: -
APPLICATION SPEC: -
WEIGHT: -
CUSTOMER DRAWING

tyco Electronics
Tyco Electronics
Harrisburg, PA 17105-3600

NAME: RIGHT ANGLE RECEPTACLE ASSEMBLY A/C PASS THRU W/GUIDES MULTI-BEAM XL

SIZE	CAGE CODE	DRAWING NO	RESTRICTED TO
A1	00779	C-1888132-1	-

SCALE 4:1 SHEET 2 OF 2 REV 3

AMP 8045 REV 01MAR2000