

## Surge protection device - S-PT-2XEX-48DC-1/2" - 2800039

Please be informed that the data shown in this PDF Document is generated from our Online Catalog. Please find the complete data in the user's documentation. Our General Terms of Use for Downloads are valid (<http://phoenixcontact.com/download>)



Surge protection for two floating signal circuits in screw-on module with IP67 protection for sensor heads, connection 1/2-inch 14 NPT. Tested in acc. with the protection types in Ex areas Ex d / Ex tD / Ex ia IIC / Ex iaD.

### Why buy this product

- Arresters in hexagonal pipe with various outer threads



### Key Commercial Data

Packing unit	1 STK
Weight per Piece (excluding packing)	0.22 g
Custom tariff number	85363010
Country of origin	Germany

### Technical data

#### Dimensions

Height	28 mm
Width	28 mm
Depth	79 mm

#### Ambient conditions

Ambient temperature (operation)	-40 °C ... 80 °C (non-Ex)
Degree of protection	IP67

#### General

Housing material	Stainless steel
Color	silver
Standards for clearances and creepage distances	IEC 60664-1

## Surge protection device - S-PT-2XEX-48DC-1/2" - 2800039

### Technical data

#### General

	IEC 60079-11
Mounting type	1/2" NPT
Type	Screw-in module
Number of positions	4
Direction of action	Line-Line & Line-Earth Ground

#### Protective circuit

IEC test classification	C1
	C2
	C3
	D1
Nominal voltage $U_N$	48 V DC
Maximum continuous voltage $U_C$	53 V DC
	37 V AC
Residual current $I_{PE}$	$\leq 2 \mu A$
Nominal discharge current $I_n$ (8/20) $\mu s$ (Core-Core)	170 A
Nominal discharge current $I_n$ (8/20) $\mu s$ (Core-Earth)	10 kA
Pulse discharge current $I_{imp}$ (10/350) $\mu s$	1 kA
Nominal pulse current $I_{an}$ (10/1000) $\mu s$ (Core-Core)	34 A
Output voltage limitation at 1 kV/ $\mu s$ (Core-Core) spike	$\leq 85 V$
Output voltage limitation at 1 kV/ $\mu s$ (Core-Earth) spike	$\leq 1.1 kV$
Output voltage limitation at 1 kV/ $\mu s$ (Core-Core) static	$\leq 80 V$
Voltage protection level $U_p$ (core-core)	$\leq 80 V$ (C3 - 10 A)
Voltage protection level $U_p$ (core-ground)	$\leq 1.1 kV$ (C3 - 100 A)
	$\leq 1.1 kV$ (C1 - 500 A)
	$\leq 1.2 kV$ (C2 - 10 kV / 5 kA)
Response time $t_A$ (Core-Core)	$\leq 1 ns$
Response time $t_A$ (Core-Earth)	$\leq 100 ns$
Input attenuation $a_E$ , sym.	typ. 0.1 dB (1 MHz / 50 $\Omega$ )
	typ. 0.1 dB (500 kHz / 150 $\Omega$ )
Cut-off frequency $f_g$ (3 dB), sym. in 50 Ohm system	typ. 6 MHz
Cut-off frequency $f_g$ (3 dB), sym. in 150 Ohm system	typ. 3 MHz
Capacity (Core-Core)	typ. 1 nF
Capacity (Core-Earth)	typ. 5 pF
Surge protection fault message	None
Impulse durability (conductor-conductor)	C3 - 10 A
Impulse durability (conductor-ground)	C1 - 1 kV/500 A

## Surge protection device - S-PT-2XEX-48DC-1/2" - 2800039

### Technical data

#### Protective circuit

	C2 - 10 kV/5 kA
	C3 - 100 A
	D1 - 1 kA
Alternating current carrying capacity (conductor-ground)	10 A - 1 s

#### Connection data

Connection method	Individual wires
-------------------	------------------

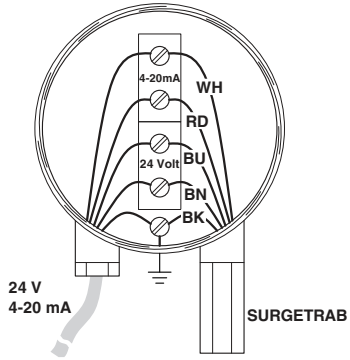
#### Standards and Regulations

Standards/regulations	EN 61643-21
	EN 60079-0
	EN 60079-1
	EN 60079-11
	EN 60079-26
	EN 61241-0
	EN 61241-1
	EN 61241-11
Standards/specifications	EN 61643-21/A2 2013
	EN 60079-0 2012
	EN 60079-1 2007
	EN 60079-11 2012
	EN 60079-26 2007
	EN 60079-31 2009
	IEC 60079-0 2011
	IEC 60079-1 2007
	IEC 60079-11 2011
	IEC 60079-26 2006
	IEC 60079-31 2008

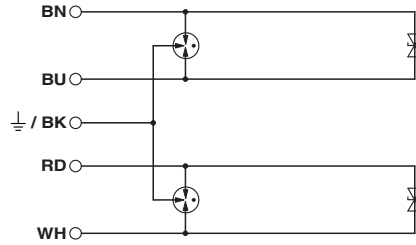
### Drawings

# Surge protection device - S-PT-2XEX-48DC-1/2" - 2800039

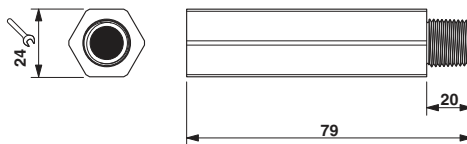
Application drawing



Circuit diagram



Dimensional drawing



## Classifications

eCl@ss

eCl@ss 4.0	27140201
eCl@ss 4.1	27130801
eCl@ss 5.0	27130801
eCl@ss 5.1	27130801
eCl@ss 6.0	27130807
eCl@ss 7.0	27130807
eCl@ss 8.0	27130807
eCl@ss 9.0	27130807

ETIM

ETIM 2.0	EC000943
ETIM 3.0	EC000943
ETIM 4.0	EC000943
ETIM 5.0	EC000943

UNSPSC

UNSPSC 6.01	30212010
-------------	----------

## Surge protection device - S-PT-2XEX-48DC-1/2" - 2800039

### Classifications

#### UNSPSC

UNSPSC 7.0901	39121610
UNSPSC 11	39121610
UNSPSC 12.01	39121610
UNSPSC 13.2	39121620

### Approvals

#### Approvals

---

Approvals

EAC

---

Ex Approvals

IECEX / ATEX

---

Approvals submitted

---

#### Approval details

EAC
-----

---