



COAXIAL

# Matching Pad

## SFQFM-5075+

Mini-Circuits

50Ω / 75Ω DC to 3000 MHz

### THE BIG DEAL

- Minimum Loss Pad
- Wideband Coverage, DC to 3000 MHz
- Quick Connect / Disconnect Mating on F-Male Side
- Excellent Return Loss
- Rugged Unibody Construction



Generic photo used for illustration purposes only

Model No.	SFQFM-5075+
Case Style	FF2586
Connectors	50Ω Female - SMA 75Ω Male - F connector

### APPLICATIONS

- Impedance Matching
- Lab Use for Testing

#### +RoHS Compliant

The +Suffix identifies RoHS Compliance. See our website for methodologies and qualifications

### PRODUCT OVERVIEW

Mini-Circuits' SFQFM-5075+ is a coaxial 50/75Ω matching pad covering the DC to 3000 MHz frequency range, supporting impedance matching in a wide range of systems. This model is ideal for 50/75Ω impedance matching in systems where minimizing overall signal loss is a priority. The matching pad housed in a rugged unibody construction with SMA-Female (50Ω) to F-Male (75Ω) connectors.

**CAUTION NOTE:** Due to variability of female 'F' connector, make sure that the threads start no more than 0.030" (0.76) from the edge of the connector to mate with the matching pad.

### KEY FEATURES

Feature	Advantages
Wideband, DC to 3000 MHz	Supports a wide variety of applications including CATV and DOCSIS® 3.1 systems and equipment.
Compact size, 0.39" x 1.56" x 0.43"	Accommodates tight space requirements for crowded system layouts.
Connectorized package SMA Female (50Ω) to F-Male (75Ω) connectors	Supports connections between components with different connector types.

REV. D  
ECO-016286  
SFQFM-5075+  
EDU2833  
URJ  
221227





COAXIAL

# Matching Pad

## SFQFM-5075+

Mini-Circuits

### ELECTRICAL SPECIFICATIONS AT 25°C

Parameter		Frequency (MHz)	Min.	Typ.	Max.	Unit
Frequency Range			DC	-	3000	MHz
Attenuation <sup>1</sup>	Nominal	DC - 3000	-	5.7	-	dB
	Flatness <sup>2</sup>	DC - 3000	-	±0.20	-	
		DC - 100	-	0.05	0.20	
		100 - 2000	-	0.15	0.30	
	2000 - 3000	-	0.10	0.30		
Return Loss		DC - 100	26.4	40	-	dB
		100 - 2000	19	26.4	-	
		2000 - 3000	-	20.8	-	
Input Power		DC - 3000	-	-	0.5	W

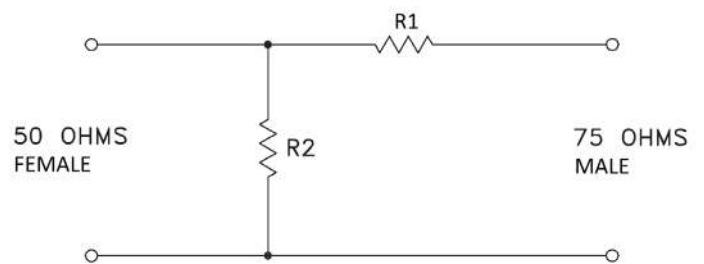
1. Attenuation varies by 0.3 dB max. over temperature
2. Flatness= variation over band divided by 2

### ABSOLUTE MAXIMUM RATINGS

Operating Temperature	-45°C to 100°C
Storage Temperature	-55°C to 100°C
RF Power Input	0.5W

Permanent damage may occur if any of these limits are exceeded.

### FUNCTIONAL DIAGRAM





COAXIAL

# Matching Pad

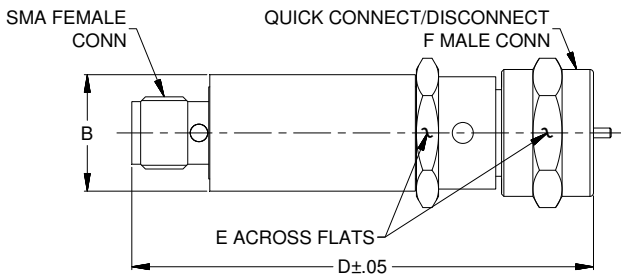
## SFQFM-5075+

Mini-Circuits

### COAXIAL CONNECTIONS

75Ω	F-MALE
50Ω	SMA-FEMALE

### OUTLINE DRAWING



**CAUTION NOTE:** Due to variability of female 'F' connector, make sure that the threads start no more than 0.030" (0.76) from the edge of the connector to mate with the matching pad.

### OUTLINE DIMENSIONS (Inch/mm)

A	B	C	D	E	Wt.
--	.39	--	1.56	.437	grams
--	10.00	--	39.62	11.11	15



COAXIAL

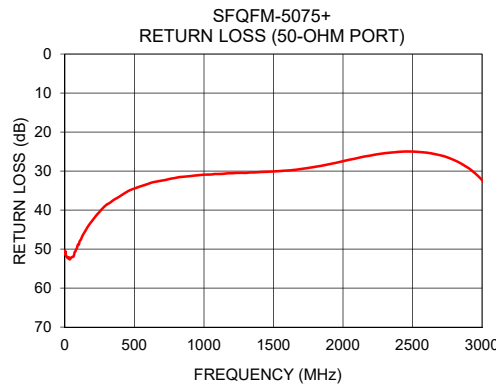
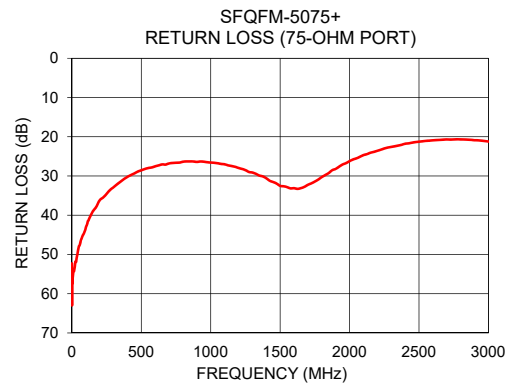
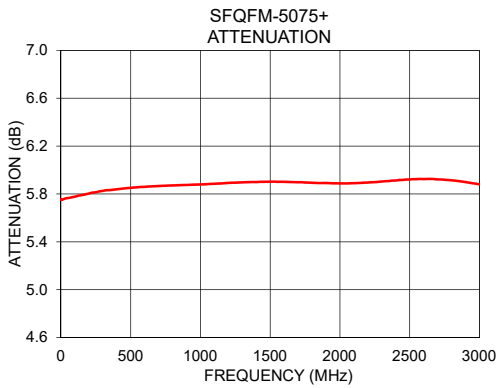
# Matching Pad

## SFQFM-5075+

Mini-Circuits

### TYPICAL PERFORMANCE DATA @25°C

Frequency (MHz)	Attenuation (dB)	Return Loss (dB)	
		75 Ω	50 Ω
10	5.75	54.53	51.89
50	5.77	47.95	52.08
100	5.78	43.13	48.87
300	5.83	32.87	38.62
500	5.85	28.54	34.47
800	5.87	26.37	31.71
950	5.88	26.36	31.09
1000	5.88	26.58	30.92
1200	5.89	27.95	30.56
1500	5.90	32.52	30.10
1800	5.89	30.27	28.92
2000	5.89	26.22	27.47
2300	5.90	22.60	25.42
2500	5.92	21.24	25.00
2800	5.91	20.68	27.21
3000	5.88	21.21	32.32



- NOTES**
- A. Performance and quality attributes and conditions not expressly stated in this specification document are intended to be excluded and do not form a part of this specification document.
  - B. Electrical specifications and performance data contained in this specification document are based on Mini-Circuit's applicable established test performance criteria and measurement instructions.
  - C. The parts covered by this specification document are subject to Mini-Circuits standard limited warranty and terms and conditions (collectively, "Standard Terms"); Purchasers of this part are entitled to the rights and benefits contained therein. For a full statement of the standard terms and the exclusive rights and remedies thereunder, please visit Mini-Circuits' website at [www.minicircuits.com/terms/viewterm.html](http://www.minicircuits.com/terms/viewterm.html)

