

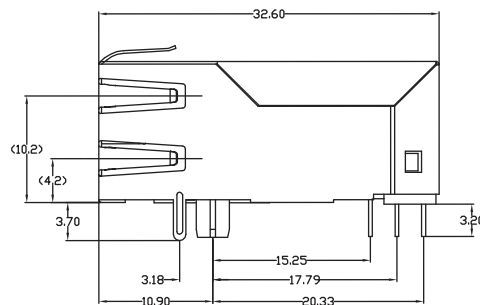
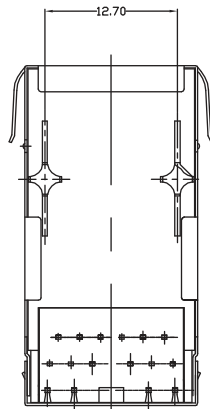
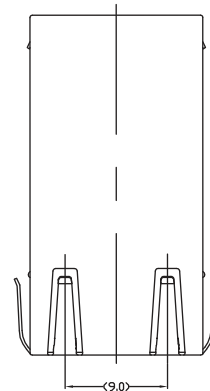
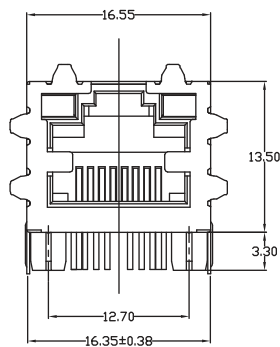
- 10/100/1000 Gigabit
- Transmit open circuit inductance (OCL): 350uH (MIN) @ 100KHz, 0.1Vrms with 8mA DC Bias
- RJ45 jack cavity conforms to FCC rules and regulations Part 68, SUB Part F
- Industrial Temp: -40°C to +85°C


Electrical Specifications @ 25°C						
Part Number	OCL(uH Min) @ 100kHz, 0.1V	Turns Ratio chip: cable (±2%)	Insertion Loss (dB Max)	Return Loss (dB Min)		
	With 8mA DC Bias			1-100MHz	1-30MHz	30-60MHz
AR11-4026I	350	1CT:1CT	-1.0	-18	-18-20Log(F/30MHz)	-12

Electrical Specifications @ 25°C																
Cross Talk (dB Min)					CMR (dB Min)					CDMR (dB Min)					HI-POT (Vrms) 0.5mA/3Sec.	
0.5-1MHz	10MHz	30MHz	50MHz	100MHz	0.3-1MHz	10MHz	30MHz	60MHz	100MHz	0.3-1MHz	10MHz	30MHz	60MHz	100MHz		
-50	-50	-40	-35	-30	-50	-47	-42	-37	-30	-50	-50	-50	-45	-40	1500	

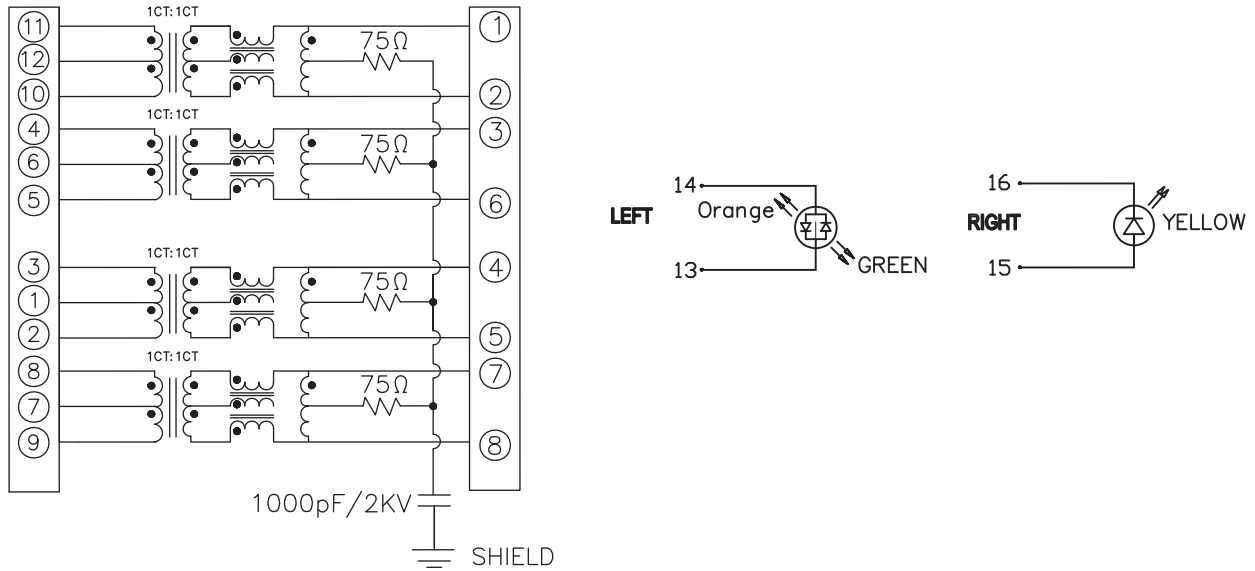
All specifications subject to change without notice.

MECHANICAL

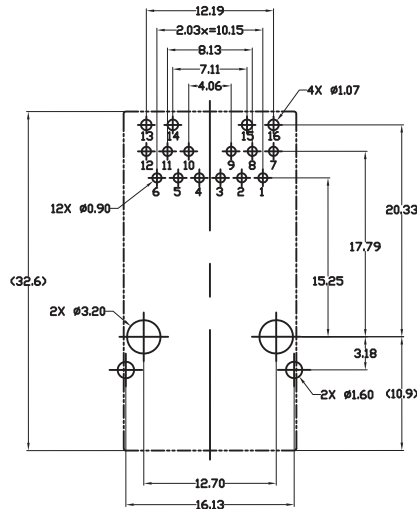




SCHEMATICS



PCB LAYOUT



Suggested PCB Layout
All dim. tolerance are ±0.05mm.

NOTES

1. Shield- 0.20mm THICKNESS BRASS C2680 H. PLATING NICKEL 20u" Min.
2. Housing- Standard Material Nylon PA66 Glass filled Polyester UL94V-0 Standard Color Black.
3. RJ Terminal- Plastic Nylon: PA66 UL94V-0, Standard Color Black.
Pin: 0.35mm Thickness Phos-Bronze C5210 EH.
Plating: Nickel 40u"-60u" for all and Sn 100%, and 6u" Gold Plating.
4. Input Terminal: Plastic Nylon PA66, Glass Filled, UL94V-0, Standard Color Black.
Pin: 0.35mm Thickness Phos-Bronze SUS430.
Plating: Nickel 40u"-60u" for all and Sn 100%.