



Enclosure for command devices, 22 mm, round, Enclosure material plastic, Enclosure top part yellow, with protective collar, 1 control point plastic, A=EMERGENCY STOP mushroom pushbutton red, 40 mm, rotate-to-unlatch, 1 NC, 1 NC, screw terminal, floor mounting, 1xM20 each on top and bottom

| | |
|---|--|
| product brand name | SIRIUS ACT |
| product designation | Enclosures |
| product type designation | 3SU1 |
| equipment of commanding and signaling device | A = EMERGENCY STOP mushroom pushbutton, 40 mm, with positive latching acc. to ISO 13850 and rotate-to-unlatch mechanism |
| manufacturer's article number | A1 = 3SU1400-2AA10-1CA0, A2 = 3SU1400-2AA10-1CA0 3SU1400-2AA10-1CA0 3SU1400-2AA10-1CA0 A = 3SU1500-0AA10-0AA0 3SU1500-0AA10-0AA0 A = 3SU1000-1HB20-0AA0 3SU1000-1HB20-0AA0 3SU1801-0AA00-0AC2 |
| <ul style="list-style-type: none"> • of supplied contact module • of supplied contact module at the command point A 1 • of supplied contact module at the command point A 2 • of the supplied holder • of the supplied holder at the command point A • of the supplied actuator • of the supplied actuator at the command point A • of supplied empty enclosure | |
| Enclosure | |
| design of the housing | with protective collar |
| shape of the enclosure front | Square |
| material of the enclosure | plastic |
| number of command points | 1 |
| product component | |
| <ul style="list-style-type: none"> • EMERGENCY STOP device • protective collar | Yes No |
| color of the enclosure top part | yellow |
| delivery state | |
| <ul style="list-style-type: none"> • as a kit • pre-wired on strip terminal | No No |
| fastening method of the enclosure | Vertical |
| Actuator | |
| design of the actuating element | EMERGENCY STOP mushroom pushbutton |
| suitability for use EMERGENCY OFF switch | Yes |
| product feature lockout | No |
| product extension optional light source | No |
| color of the actuating element | red |
| material of the actuating element | plastic |
| shape of the actuating element | round |
| number of contact modules | 2 |
| type of unlocking device | A = rotate-to-unlatch mechanism |
| Front ring | |

| | |
|--|---|
| product component front ring | No |
| design of the front ring | Standard |
| Holder | |
| material of the holder | Plastic |
| Display | |
| number of LED modules | 0 |
| General technical data | |
| product function | |
| • positive opening | Yes |
| • EMERGENCY OFF function | Yes |
| • EMERGENCY STOP function | Yes |
| protection class IP | IP66, IP67, IP69(IP69K) |
| degree of protection NEMA rating | 1, 2, 3, 3R, 4, 4X, 12K, 13 |
| shock resistance | |
| • according to IEC 60068-2-27 | sinusoidal half-wave 15g / 11 ms |
| • for railway applications according to EN 61373 | Category 1, Class B |
| vibration resistance | |
| • according to IEC 60068-2-6 | 10 ... 500 Hz: 5g |
| • for railway applications according to EN 61373 | Category 1, Class B |
| reference code according to IEC 81346-2 | S |
| continuous current of the C characteristic MCB | 10 A; for a short-circuit current smaller than 400 A |
| continuous current of the quick DIAZED fuse link | 10 A |
| continuous current of the DIAZED fuse link gG | 10 A |
| Substance Prohibitance (Date) | 10/01/2014 |
| operating voltage | |
| • at AC | |
| — at 50 Hz rated value | 5 ... 500 V |
| — at 60 Hz rated value | 5 ... 500 V |
| • at DC rated value | 5 ... 500 V |
| Communication/ Protocol | |
| design of the interface for communication | without |
| Auxiliary circuit | |
| design of the contact of auxiliary contacts | Silver alloy |
| number of NC contacts for auxiliary contacts | 2 |
| number of NO contacts for auxiliary contacts | 0 |
| Connections/ Terminals | |
| type of electrical connection of modules and accessories | Screw-type terminal |
| type of electrical connection on enclosure | Cable routing above and below, both 1 x M20 |
| tightening torque of the screws in the bracket | 1 ... 1.2 N·m |
| tightening torque of fixing screws in the enclosure cover | 1.5 ... 1.7 N·m |
| tightening torque with screw-type terminals | 0.8 ... 0.9 N·m |
| Ambient conditions | |
| ambient temperature | |
| • during operation | -25 ... +70 °C |
| • during storage | -40 ... +80 °C |
| environmental category during operation according to IEC 60721 | 3M6, 3S2, 3B2, 3C3, 3K6 (with relative air humidity of 10 ... 95%, no condensation in operation permitted for all devices behind front panel) |
| Installation/ mounting/ dimensions | |
| fastening method of modules and accessories | Floor mounting |
| height | 85 mm |
| width | 85 mm |
| depth | 112.5 mm |
| shape of the installation opening | round |
| Accessories | |
| number of labels | 0 |
| number of inscription plates | 0 |
| Certificates/ approvals | |
| General Product Approval | Declaration of |



[Confirmation](#)



EG-Konf.

Declaration of
Conformity

Test Certificates

Marine / Shipping

[Special Test Certificate](#)

[Type Test Certificates/Test Report](#)



ABS

LRS

PRS

Marine / Shipping

other



RINA

RMRS

[Environmental Confirmations](#)

[Confirmation](#)

Further information

Information- and Downloadcenter (Catalogs, Brochures,...)

<https://www.siemens.com/ic10>

Industry Mall (Online ordering system)

<https://mall.industry.siemens.com/mall/en/en/Catalog/product?mlfb=3SU1801-0NB00-2AC2>

Cax online generator

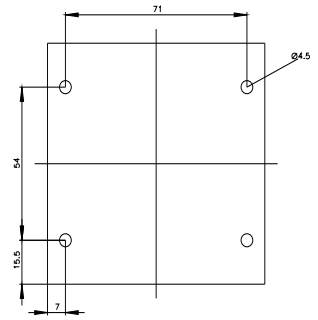
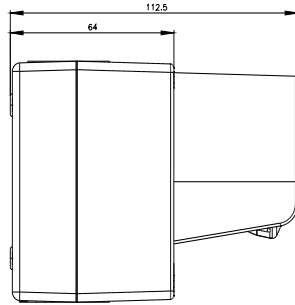
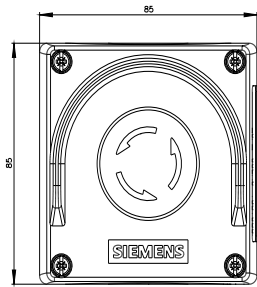
<http://support.automation.siemens.com/WW/CAXorder/default.aspx?lang=en&mlfb=3SU1801-0NB00-2AC2>

Service&Support (Manuals, Certificates, Characteristics, FAQs,...)

<https://support.industry.siemens.com/cs/ww/en/ps/3SU1801-0NB00-2AC2>

Image database (product images, 2D dimension drawings, 3D models, device circuit diagrams, EPLAN macros, ...)

http://www.automation.siemens.com/bilddb/cax_de.aspx?mlfb=3SU1801-0NB00-2AC2&lang=en



last modified:

1/26/2022 