

THE INFORMATION CONTAINED HEREIN IS CONSIDERED 'PROPRIETARY' TO BEL FUSE INC. AND SHALL NOT BE COPIED, REPRODUCED OR DISCLOSED WITHOUT THE WRITTEN APPROVAL OF BEL FUSE INC.

LED1 POLARITY			LED2 POLARITY			
PIN 11	PIN 12	COLOR	PIN 15	PIN 14	PIN 13	COLOR
-	+	YELLOW	-	+	/	ORANGE
/	/	/	/	+	-	GREEN

PRELIMINARY



ELECTRICAL CHARACTERISTICS @ 25°C

TURNS RATIO
 TP1 1CT : 1CT ±2%
 TP2 1CT : 1CT ±2%
 TP3 1CT : 1CT ±2%
 TP4 1CT : 1CT ±2%

OCL @ 100kHz/100mVRMS
 From CHANNEL 1 to CHANNEL 4
 8mA DC BIAS (-40°C - +85°C) 350µH MIN.

INSERTION LOSS
 0.1MHz TO 1MHz -1.1 dB MAX
 1MHz TO 65MHz -0.8 dB MAX
 65MHz TO 100MHz -1.0 dB MAX
 100MHz TO 125MHz -1.5 dB MAX

RET. LOSS (MIN) @ 100DHMS
 0.5MHz-40MHz -18 dB
 50MHz-100MHz -12+20LOG(f/80MHz) dB

CM TO CM REJ
 100kHz - 100MHz -28 dB MIN

CM TO DM REJ
 100kHz - 100MHz -35 dB MIN

CROSS TALK
 1MHz-60MHz -30 dB MIN
 60MHz-100MHz -25 dB MIN

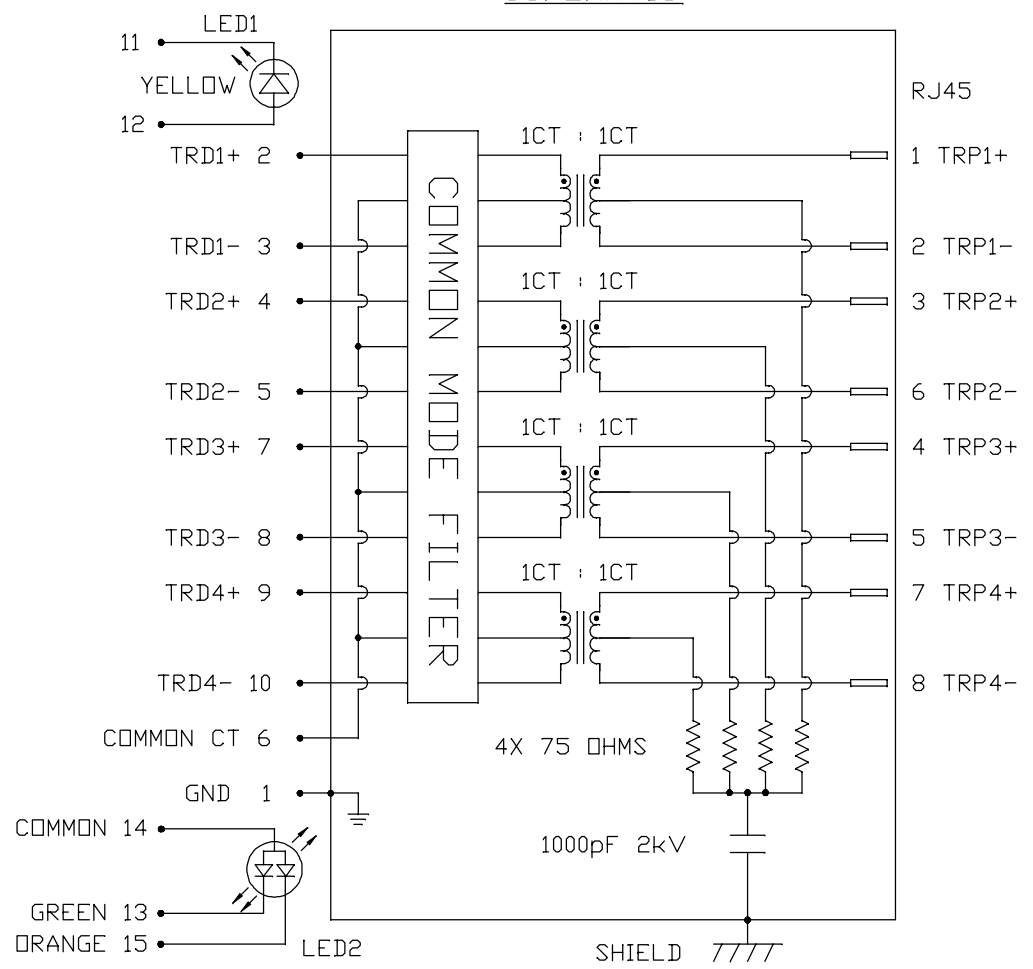
HIPOT (Isolation Voltage): 2250 VDC
 100% OF PRODUCTION TESTED TO COMPLY
 WITH IEEE 802.3 ISOLATION REQUIREMENTS

LED 1
 VF (FORWARD VOLTAGE) IF=20mA YELLOW 2.1V TYP.
 λD (DOMINANT WAVELENGTH) IF=20mA YELLOW 590nm TYP.
 LED 2
 VF (FORWARD VOLTAGE) IF=20mA GREEN 2.2V TYP.
 ORANGE 2.0V TYP.
 λD (DOMINANT WAVELENGTH) IF=20mA GREEN 570nm TYP.
 ORANGE 605nm TYP.

USB ELECTRICAL:
 INSULATION RESISTANCE: 1000 MEGA W(MIN)
 CONTACT RESISTANCE: 25 MILLI W(MAX)
 DIELECTRIC WITHSTANDING: 750 VAC

OPERATING TEMPERATURE: -40°C TO 85°C

SCHEMATIC



ORIGINATED BY
 CHOW WANCHUNG
 DATE 2018-09-25
 DRAWN BY
 XIE YIMING
 DATE 2018-09-25

TITLE
 gigabit MagJack® Combo
 Extend Temperature
 0862-1J1T-46A-F
 PATENTED

PART NO. / DRAWING NO.
 08621J1T46AF
 FILE NAME
 08621J1T46AF_PA.DWG

STANDARD DIM.
 TOL. IN INCH
 .X
 .XX
 .XXX
 [] METRIC DIM.
 AS REF.
 UNIT : INCH [mm]
 SCALE : N/A
 SIZE : A4

REV. : PA PAGE : 2

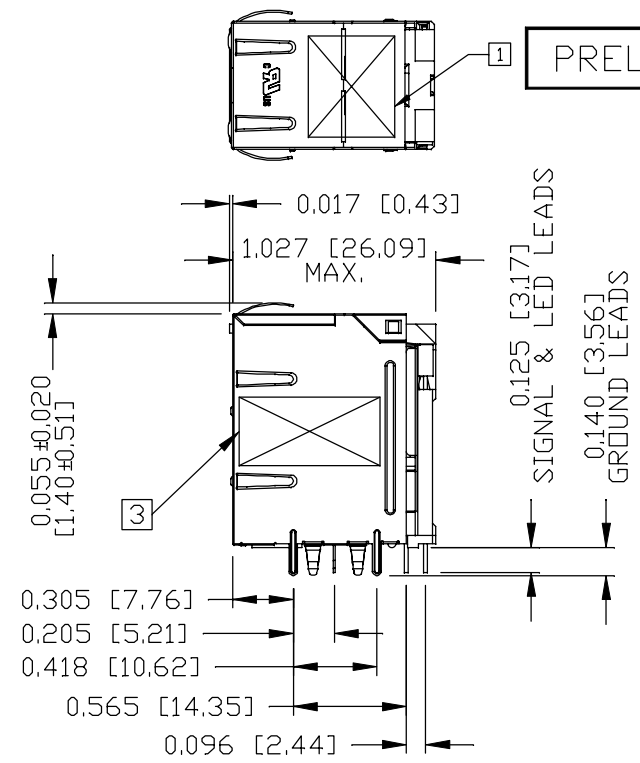
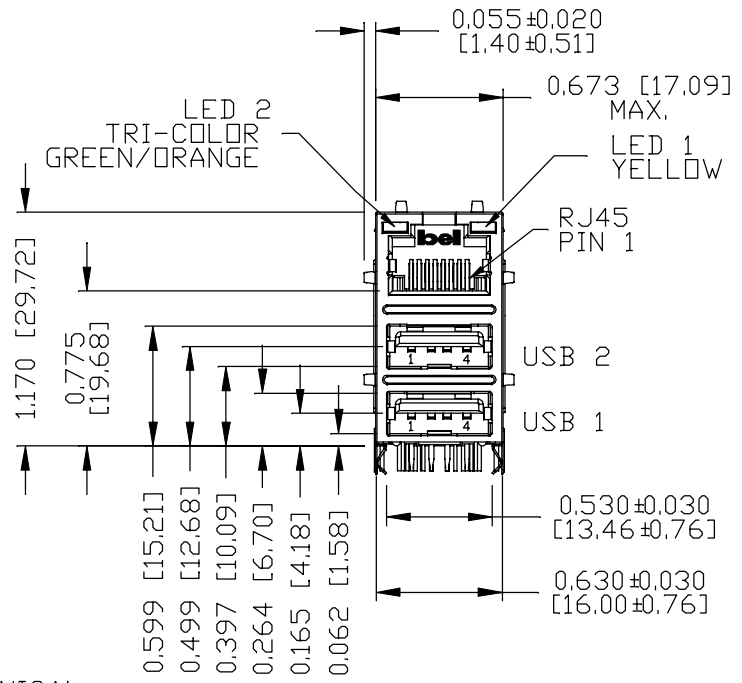
a bel group

THE INFORMATION CONTAINED HEREIN IS CONSIDERED "PROPRIETARY" TO BEL FUSE INC. AND SHALL NOT BE COPIED, REPRODUCED OR DISCLOSED WITHOUT THE WRITTEN APPROVAL OF BEL FUSE INC.

MECHANICAL SPECIFICATION



PRELIMINARY



RJ45 MECHCNICAL:

PLASTIC HOUSING: THERMOPLASTIC PBT, BLACK
 FLAMMABILITY RATING UL 94V-0
 CONTACT PLATING: 30 MICRO-INCH HARD GOLD PLATING OR EQUIVALENT.
 PINS: TIN-COATED COPPER WIRE, DIA 0.018 INCH,
 100 MICRO-INCH MIN MATTE TIN. PINS ARE SOLDER DIPPED.
 METAL SHIELD: NICKEL PLATED ON COPPER ALLOY,
 (ALL GROUND LEADS ARE SOLDER DIPPED)

- MARK PART WITH MFG LOGO, MFG NAME, PART NUMBER, AND DATE CODE.
- THE PRODUCT IS RoHS COMPLIANT.
- UL RECOGNIZED - FILE #E196366 AND E169987.
- "PATENTED" MARKING. THE PRODUCT IS PATENT. THE PATENT NUMBER ARE U.S. PAT. 6,840,817 AND U.S. PAT. 7,123,117.

5. THE PART IS RECOMMENDED FOR WAVE SOLDERING.
 THE SUGGESTED PEAK WAVE SOLDERING CONDITION IS 260°C MAX AND 10 SECONDS MAX.

USB MECHANICAL:

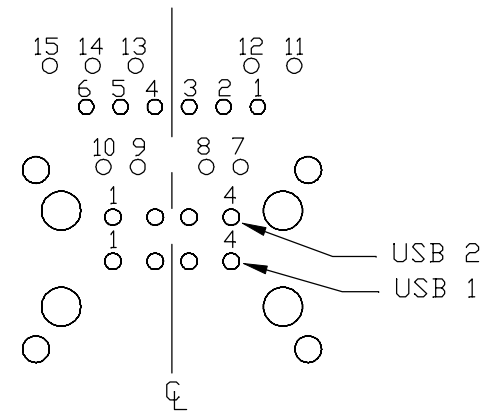
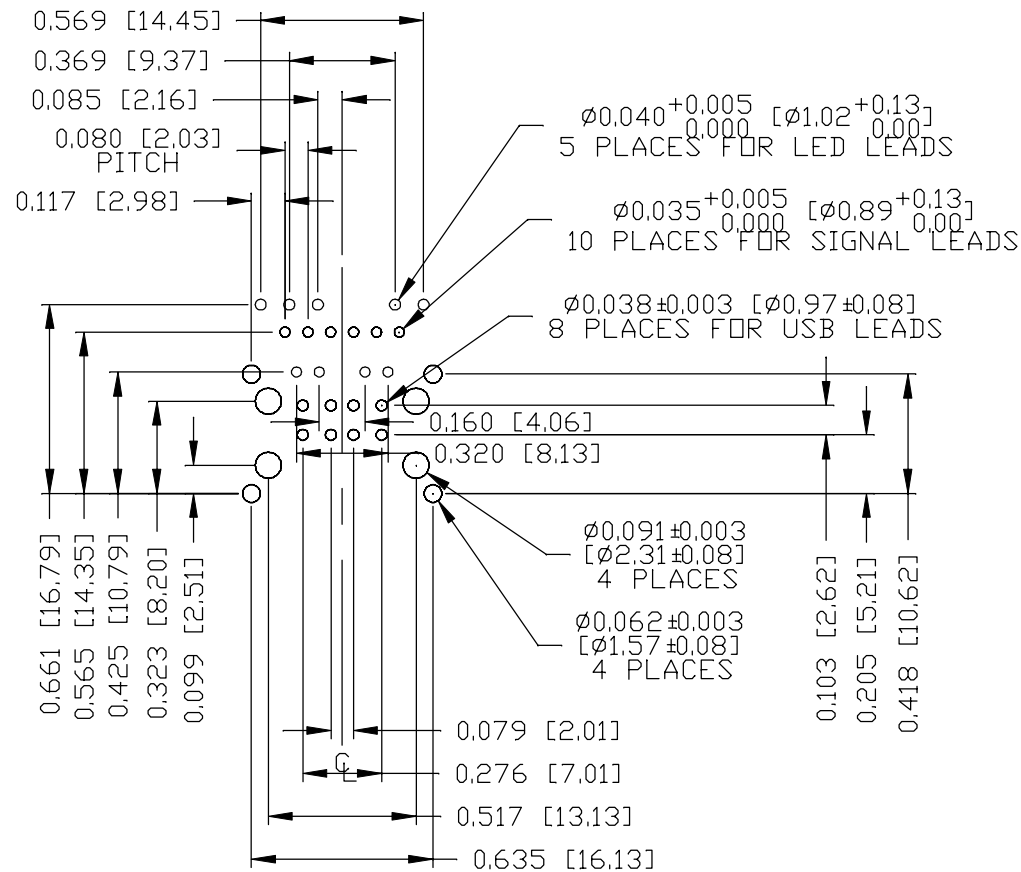
MATING FORCE: 35 NEWTONS MAXIMUM
 UNMATING FORCE: 10 NEWTONS MINIMUM
 CONTACT: PROSPHER BRONZE,
 30 MICRO-INCH GOLD PLATING
 ON CONTACT AREA AND LEAD-FREE
 TIN ON SOLDER TAIL.

ORIGINATED BY ANTON LIAD DATE 2018-09-25	TITLE gigabit MagJack® Combo Extend Temperature	PART NO. / DRAWING NO. 08621J1T46AF	STANDARD DIM. TOL. IN INCH	[] METRIC DIM. AS REF.
DRAWN BY LI QUANKUN DATE 2018-09-25	0862-1J1T-46A-F PATENTED	FILE NAME 08621J1T46AF_PA.DWG	.X .XX .XXX	UNIT : INCH [mm] SCALE : N/A SIZE : A4
			±0.010	⊕ ⊖

REV. : PA	PAGE : 3
<p>a bel group</p>	

THE INFORMATION CONTAINED HEREIN IS CONSIDERED "PROPRIETARY" TO BEL FUSE INC. AND SHALL NOT BE COPIED, REPRODUCED OR DISCLOSED WITHOUT THE WRITTEN APPROVAL OF BEL FUSE INC.

PRELIMINARY



PIN ASSIGNMENT
SCALE 3:2

RECOMMENDED PCB FOOTPRINT
COMPONENT SIDE VIEW

ORIGINATED BY
ANTON LIAD
DATE 2018-09-25

DRAWN BY
LI QUANKUN
DATE 2018-09-25

TITLE
gigabit MagJack® Combo
Extend Temperature
0862-1J1T-46A-F
PATENTED

PART NO. / DRAWING NO.
08621J1T46AF

FILE NAME
08621J1T46AF_PA.DWG

STANDARD DIM. TOL. IN INCH	[] METRIC DIM. AS REF.
.X	UNIT : INCH [mm]
.XX	SCALE : N/A
.XXX	SIZE : A4

REV. : PA PAGE : 4

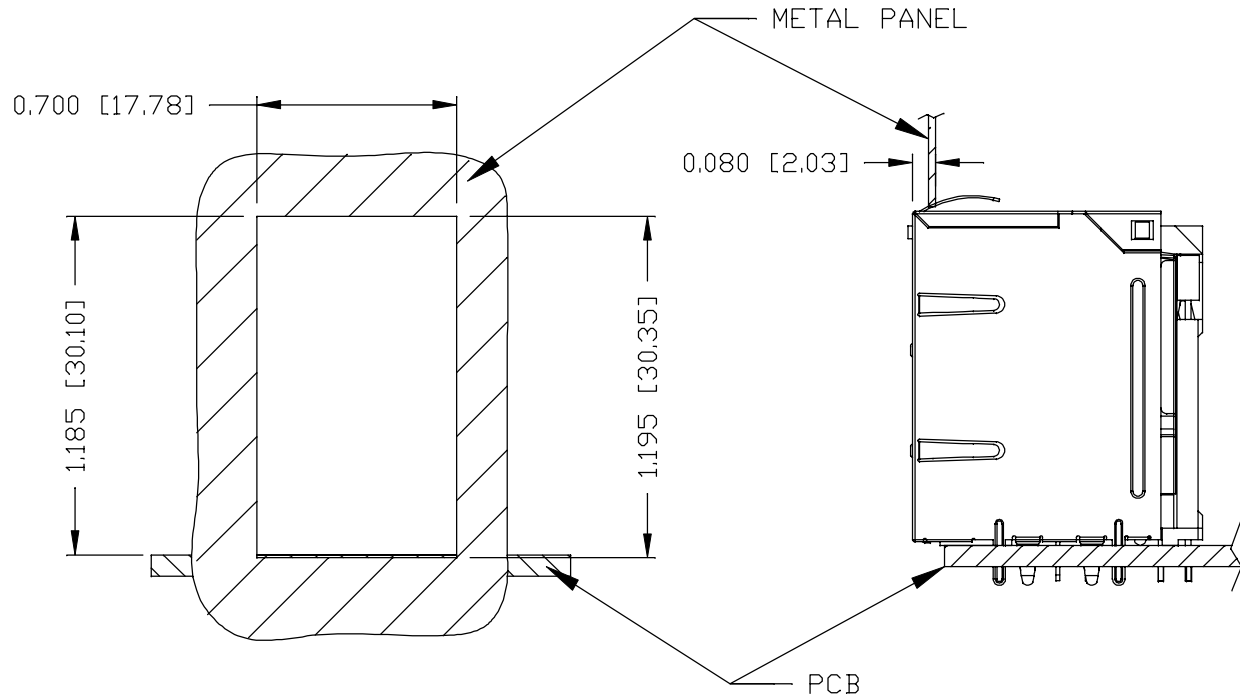


THE INFORMATION CONTAINED HEREIN IS CONSIDERED "PROPRIETARY" TO BEL FUSE INC. AND SHALL NOT BE COPIED, REPRODUCED OR DISCLOSED WITHOUT THE WRITTEN APPROVAL OF BEL FUSE INC.

PRELIMINARY



SUGGESTED PANEL OPENING



NOTE:

THE DISTANCE OF PANEL INSIDE SURFACE RELATIVE TO FRONT SURFACE OF PART IS ONLY A SUGGESTION. IN CASE THIS DISTANCE IS DIFFERENT, THE REQUIRED PANEL OPENING DIMENSIONS CHANGE ACCORDINGLY.

PACKING INFORMATION

PACKING TRAY : 0200-9999-A3
 PACKING QUANTITY : 42 PCS FINISHED GOODS PER TRAY
 10 TRAYS (420PCS FINISHED GOODS) PER CARTON BOX
 NOTE : CARDBOARDS ARE PLACED BETWEEN LAYERS OF PACKING TRAY INSIDE CARTON BOX
 (INCLUDE THE UPPERMOST AND LOWERMOST TRAY)

REV. : PA PAGE : 5

ORIGINATED BY ANTON LIAD DATE 2018-09-25	TITLE gigabit MagJack® Combo Extend Temperature 0862-1J1T-46A-F PATENTED	PART NO. / DRAWING NO. 08621J1T46AF FILE NAME 08621J1T46AF_PA.DWG	STANDARD DIM.	[] METRIC DIM.
			TOL. IN INCH	AS REF.
			.X	UNIT : INCH [mm]
DRAWN BY LI QUANKUN DATE 2018-09-25			.XX	SCALE : N/A
			.XXX	±0.005
			SIZE : A4	

