

# ADJUSTABLE TORQUE HINGE



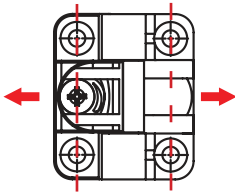
### Specifications

- Material:
  - Body: Polyamide DIN-EN ISO 1043-1 PA6 GFR 30
  - Screws and Nuts: Stainless Steel (AISI 304)
- Axial load: (N)
- Working load: 1500
- Breaking load weight: 2350
- Radial load: (N)
- Working load: 2250
- Breaking load weight: 3200
- Torque value: 4 Nm
- Working temperature: 23°F to 149°F (-5°C to 65°C)
- Screw and nut: M6  
(Bolts and nut are not supplied)

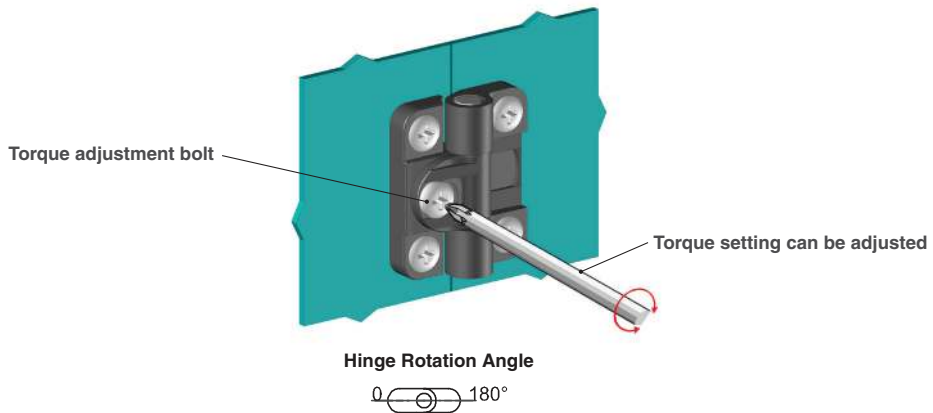
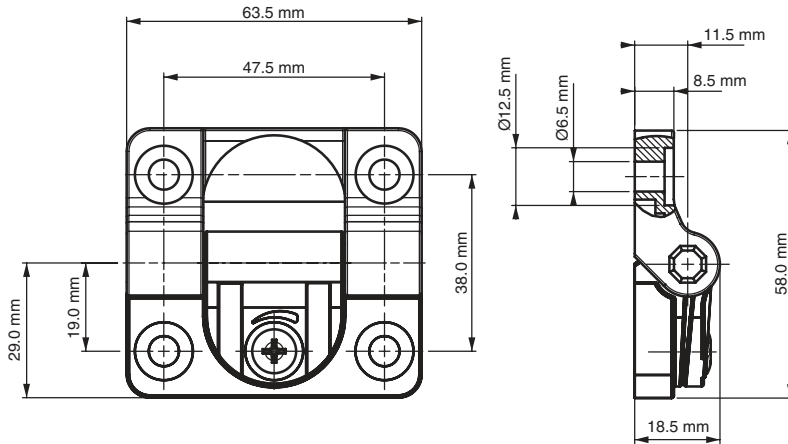
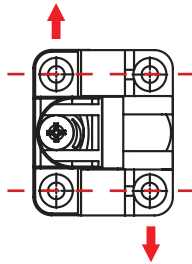
### Features

- Hinge torque can be adjusted by screw
- Provides position control
- Suitable for left- and right-hand applications
- Installed by M6 screw
- Applications: Generally used for plain / flush-mounted doors

Axial load (N)



Radial load (N)



Item Number	Hinge Rotation	Material	Finish
249920	180°	Nylon	Black