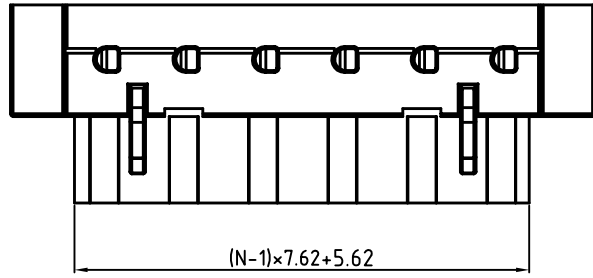
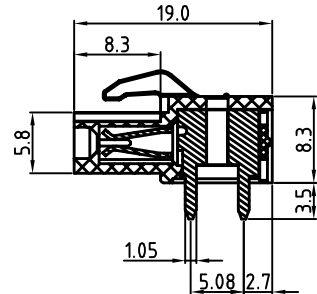
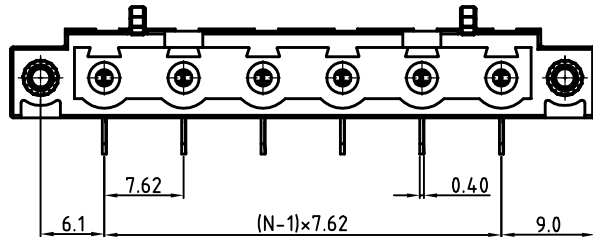


SIGN	DATE	DESCRIPTION	APPROVER
		<b>THIS IS CAD DRAWING, DO NOT REVISE MANUALLY!!!</b>	



$(N-1) \times 7.62 + 5.62$

N=Number of poles



**Material**

- Wire guard: PhBz(CuSn)
- Surface of solder tail: Tin plated
- With Flange Nut Brass M2.5
- Insulator (housing): Thermoplastic (UL94V-0)

**Electrical**

- Voltage rating: 300VAC
- Current rating: 20A
- Withstanding Voltage: 1.6kv
- Operating temperature: -30°C to +105°C
- Soldering temperature: 250°C±10°C/5 Sec
- Safety Approval: us

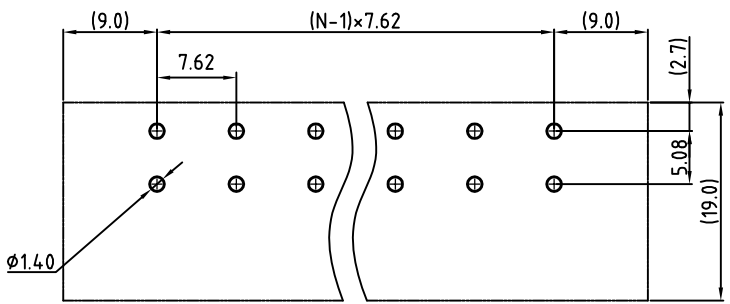
RoHS Compliant

PART NUMBER:

**OSTV7XX0251**

No. of Poles	COLOR
02 2 Pole	0: Black
03 3 Pole	5: Green (Standard)
... ..	6: Blue
16 16 Pole	8: Light Grey

**P.C.B LAYOUT**



THESE DRAWINGS AND SPECIFICATIONS ARE THE PROPERTY OF ON-SHORE TECHNOLOGY, INC. AND SHALL NOT BE REPRODUCED, COPIED OR USED IN ANY MANNER WITHOUT THE PRIOR WRITTEN CONSENT OF ON-SHORE TECHNOLOGY, INC.



TITLE		OSTV7 7.62mm Series W/F 90° Right angle 2p-16p			
PART NO.	OSTV7XX0251	DWG NO.	OSTV7XX0251.DWG		
APPROVED	CHECKED	DESIGNED	DRAWN	CUST NO.	Tolerance
Shi Jun 2006.11.11	Shi Jun 2006.11.11	Tason 2006.08.04	Tason 2006.08.04		X. ±0.5 X.X ±0.3 X.XX ±0.1 X° ±1°
				SHEET: 01/01	UNIT: mm SCALE: 0.2500 REV.: C