

THE INFORMATION CONTAINED HEREIN IS CONSIDERED "PROPRIETARY" TO BEL FUSE INC. AND SHALL NOT BE COPIED, REPRODUCED OR DISCLOSED WITHOUT THE WRITTEN APPROVAL OF BEL FUSE INC.

RoHS



LED1 POLARITY			LED2 POLARITY		
PIN 13	PIN 14	COLOR	PIN 15	PIN 16	COLOR
-	+	GREEN	-	+	GREEN

ELECTRICAL CHARACTERISTICS @ 25°C

URNS RATIO

TP1	1CT : 1CT ±2%
TP2	1CT : 1CT ±2%
TP3	1CT : 1CT ±2%
TP4	1CT : 1CT ±2%
□CL @ 100kHz/100mVRMS	(0-70 Deg. C)
8mA DC BIAS	350µH MIN.
INS. LOSS	
0.1MHz TO 1MHz	-1.1 dB MAX
1MHz TO 65MHz	-0.5 dB MAX
65MHz TO 100MHz	-0.8 dB MAX
100MHz TO 125MHz	-1.2 dB MAX
RET. LOSS (MIN) @ 100 ΩHMS +/-15%	
0.5MHz-40MHz	-18 dB
40MHz-100MHz	-12+20LOG(f/80MHz) dB

CM TO CM REJ

100kHz - 100MHz -30 dB MIN

CM TO DM REJ

100kHz - 100MHz -35 dB MIN

CROSS TALK

1MHz - 100MHz -30 dB MIN

HIPOT (Isolation Voltage):

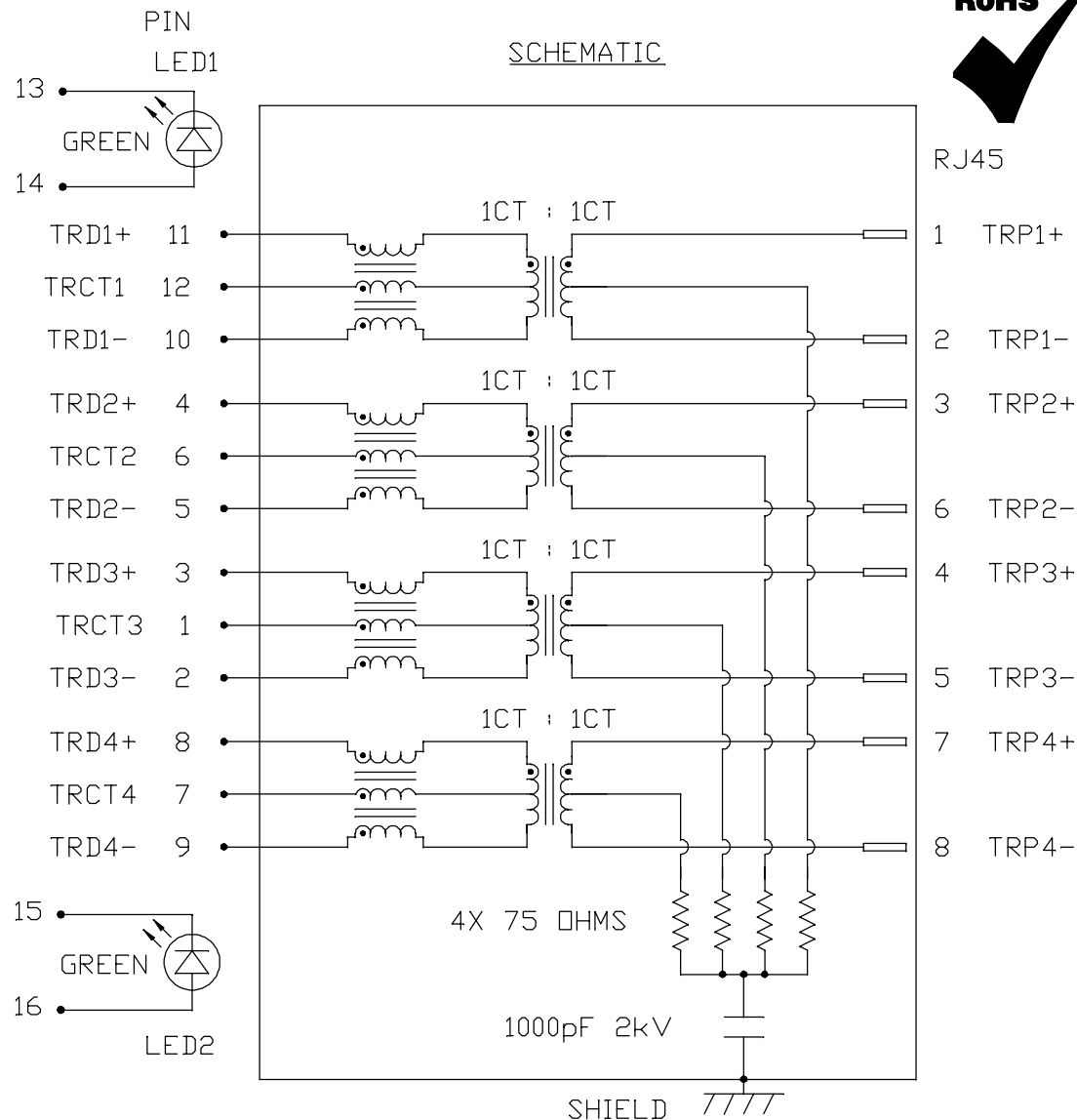
1500 Vrms

100% OF PRODUCTION TESTED TO COMPLY WITH IEEE 802.3 ISOLATION REQUIREMENTS.

LED 1& LED2

VF (FORWARD VOLTAGE) IF=20mA GREEN 2.2V TYP.
 λD (DOMINANT WAVELENGTH) IF=20mA GREEN 570nm TYP.

OPERATING TEMPERATURE: 0°C TO +70°C.



REV. : H PAGE : 2

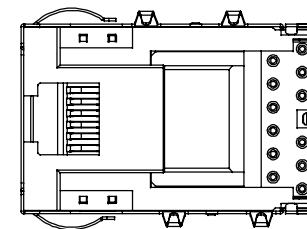
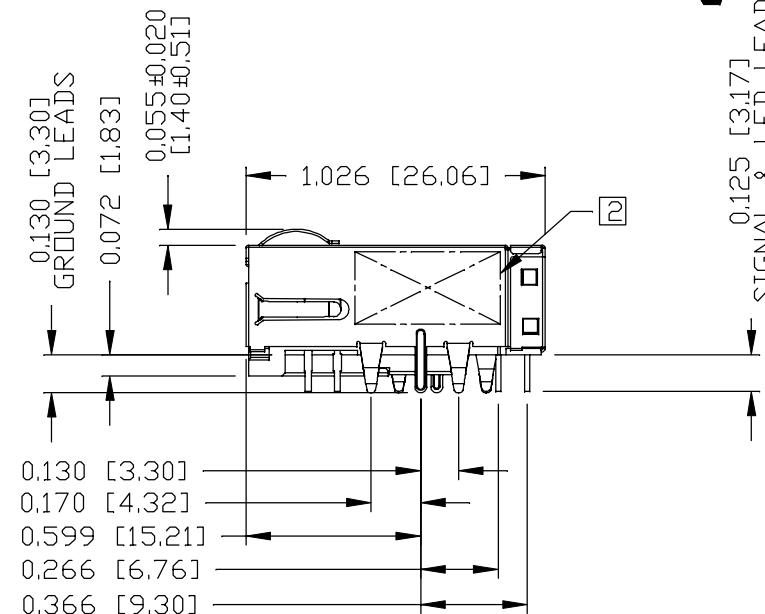
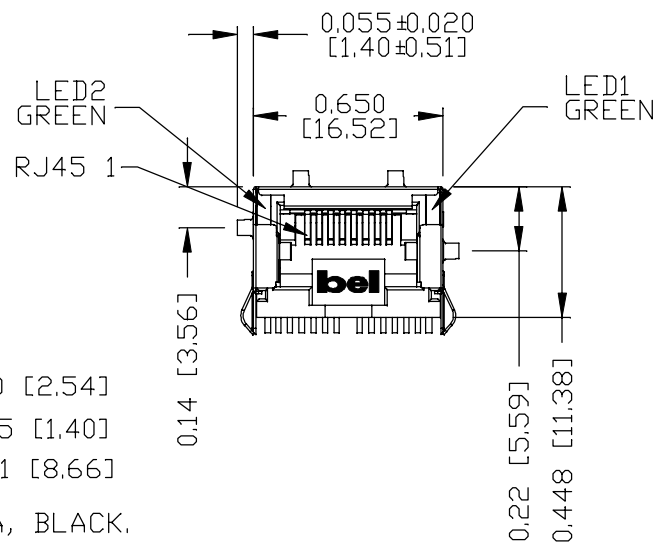
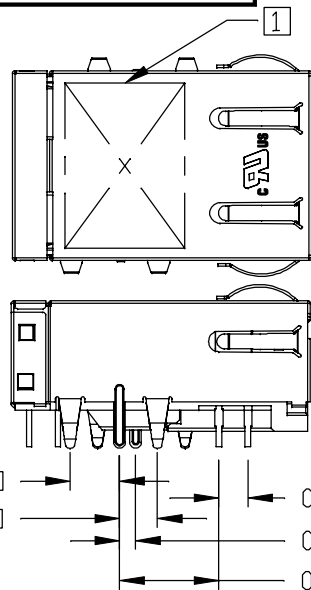
ORIGINATED BY CHOW WANCHUNG	TITLE gigabit MagJack® (NanoJack) PATENTED
DATE 2017-03-11	
DRAWN BY LINFENG LI	
DATE 2017-03-11	

PART NO. / DRAWING NO. L834-1G1T-S7	STANDARD DIM. TOL. IN INCH	[] METRIC DIM. AS REF.
FILE NAME L834-1G1T-S7_H.DWG	.X	UNIT : INCH [mm]
	.XX	SCALE : N/A
	.XXX	SIZE : A4



THE INFORMATION CONTAINED HEREIN IS CONSIDERED "PROPRIETARY" TO BEL FUSE INC. AND SHALL NOT BE COPIED, REPRODUCED OR DISCLOSED WITHOUT THE WRITTEN APPROVAL OF BEL FUSE INC.

MECHANICAL SPECIFICATION



NOTES:

- PLASTIC HOUSING: THERMOPLASTIC PA, BLACK.
FLAMMABILITY RATING UL 94V-0
- CONTACTS: 30 MICRO-INCH HARD GOLD PLATING OR EQUIVALENT.
- OUTPUT PINS: TIN-COATED COPPER WIRE, DIA 0.018 INCH.
100 MICRO-INCH MIN MATTE TIN. PINS ARE SOLDER DIPPED.
- METAL SHIELD: NICKEL PLATED ON COPPER ALLOY.
(ALL GROUND LEADS ARE SOLDER DIPPED)

- 1. MARK PART WITH MFG. LOGO, MFG. NAME, PART NUMBER, AND DATE CODE.
- 2. MARKING "PATENTED".
- 3. THE PRODUCT IS RoHS COMPLIANT, UL RECOGNIZED - FILE #E196366 AND E169987.
- 4. JACK CAVITY CONFORMS TO FCC RULES AND REGULATIONS.
- 5. THE PRODUCT IS PATENTED, THE PATENT NUMBER ARE U.S. PAT. 6,840,817 AND U.S. PAT. 7,123,117.
- 6. THE PART IS RECOMMENDED FOR WAVE SOLDERING. THE SUGGESTED PEAK WAVE SOLDERING CONDITION IS 260°C MAX AND 10 SECONDS MAX.

ORIGINATED BY
SANDY LIN
DATE 2017-03-11

DRAWN BY
XUE RIPING
DATE 2017-03-11

TITLE
gigabit MagJack®
(NanoJack)
PATENTED

PART NO. / DRAWING NO.
L834-1G1T-S7

FILE NAME
L834-1G1T-S7_H.DWG

STANDARD DIM. TOL. IN INCH		[] METRIC DIM. AS REF.
.X		UNIT : INCH [mm]
.XX	±0.020	SCALE : N/A
.XXX	±0.010	SIZE : A4

REV. : H PAGE : 3

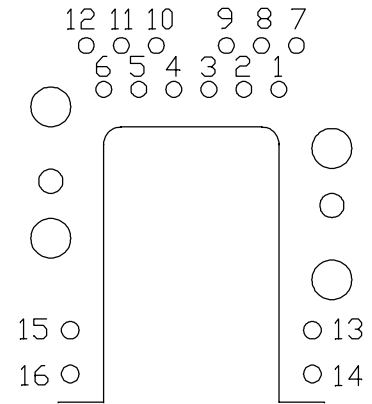
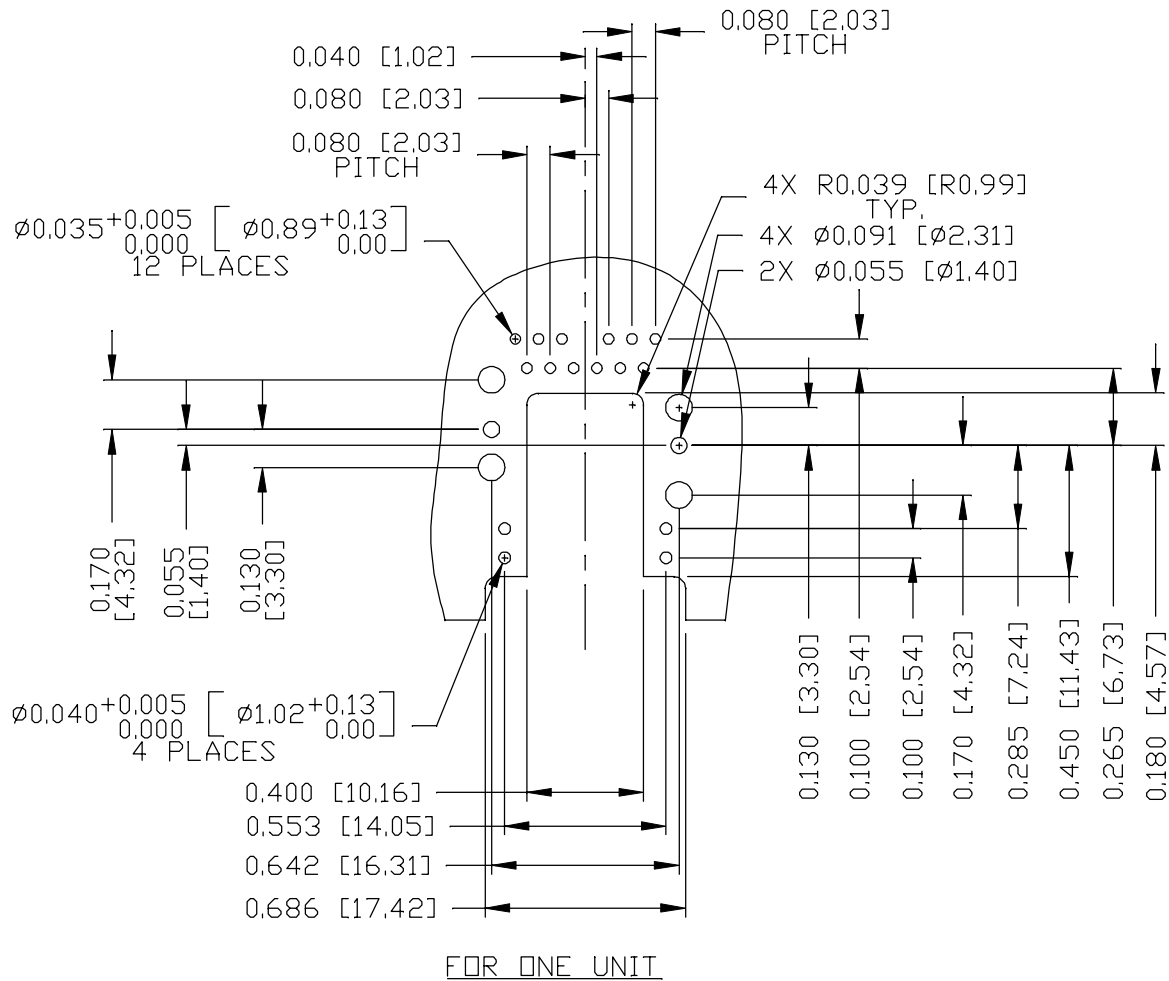


a bel group

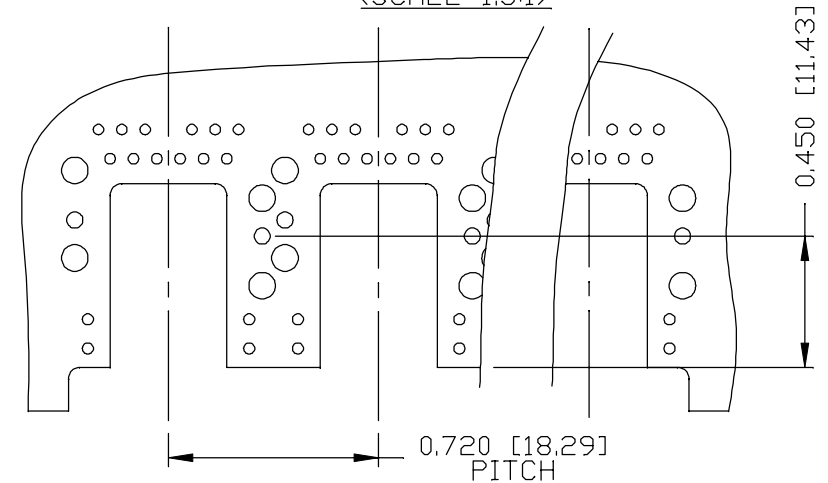
THE INFORMATION CONTAINED HEREIN IS CONSIDERED "PROPRIETARY" TO BEL FUSE INC. AND SHALL NOT BE COPIED, REPRODUCED OR DISCLOSED WITHOUT THE WRITTEN APPROVAL OF BEL FUSE INC.



RECOMMENDED PCB FOOTPRINT
COMPONENT SIDE VIEW



PIN-OUT ASSIGNMENT
(SCALE 1.5:1)



ORIGINATED BY
SANDY LIN
DATE 2017-03-11

DRAWN BY
XUE RIPING
DATE 2017-03-11

TITLE
gigabit MagJack®
(NanoJack)
PATENTED

PART NO. / DRAWING NO.
L834-1G1T-S7

FILE NAME
L834-1G1T-S7_H.DWG

STANDARD DIM. TOL. IN INCH	[] METRIC DIM. AS REF.
.X	UNIT : INCH [mm]
.XX	SCALE : N/A
.XXX	SIZE : A4

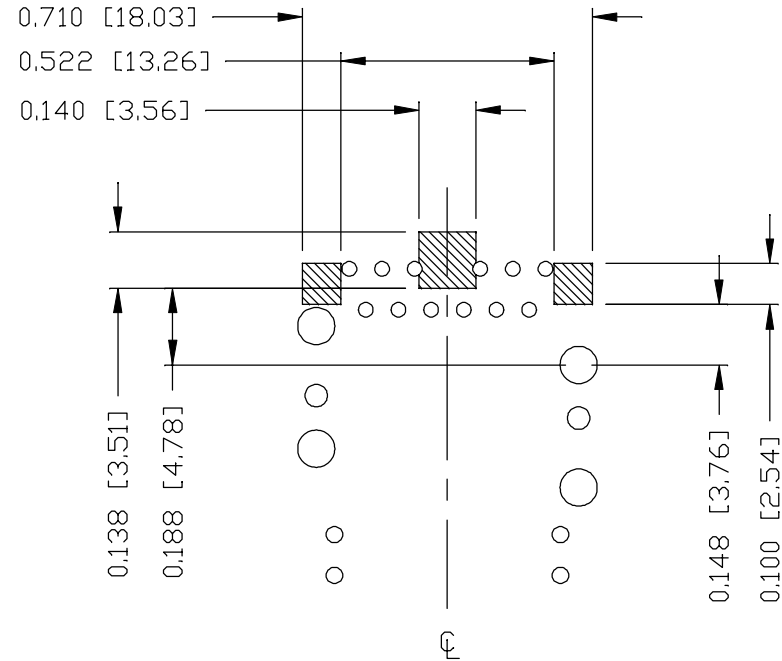
REV. : H PAGE : 4



THE INFORMATION CONTAINED HEREIN IS CONSIDERED "PROPRIETARY" TO BEL FUSE INC. AND SHALL NOT BE COPIED, REPRODUCED OR DISCLOSED WITHOUT THE WRITTEN APPROVAL OF BEL FUSE INC.



RECOMMENDED PCB FOOTPRINT
COMPONENT SIDE VIEW



NOTES

THE SHADED AREA ON THE CUSTOMER BOARD ARE RECOMMENDED TO BE CLEAR OFF ANY VIA HOLE OR COMPONENT PAD.

ORIGINATED BY
SANDY LIN
DATE 2017-03-11
DRAWN BY
XUE RIPING
DATE 2017-03-11

TITLE
glgabl MagJack®
(NanoJack)
PATENTED

PART NO. / DRAWING NO.
L834-1G1T-S7
FILE NAME
L834-1G1T-S7_H.DWG

STANDARD DIM. TOL. IN INCH	[] METRIC DIM. AS REF.
.X	UNIT : INCH [mm]
.XX	SCALE : N/A
.XXX ±0.004	SIZE : A4

REV. : H PAGE : 5

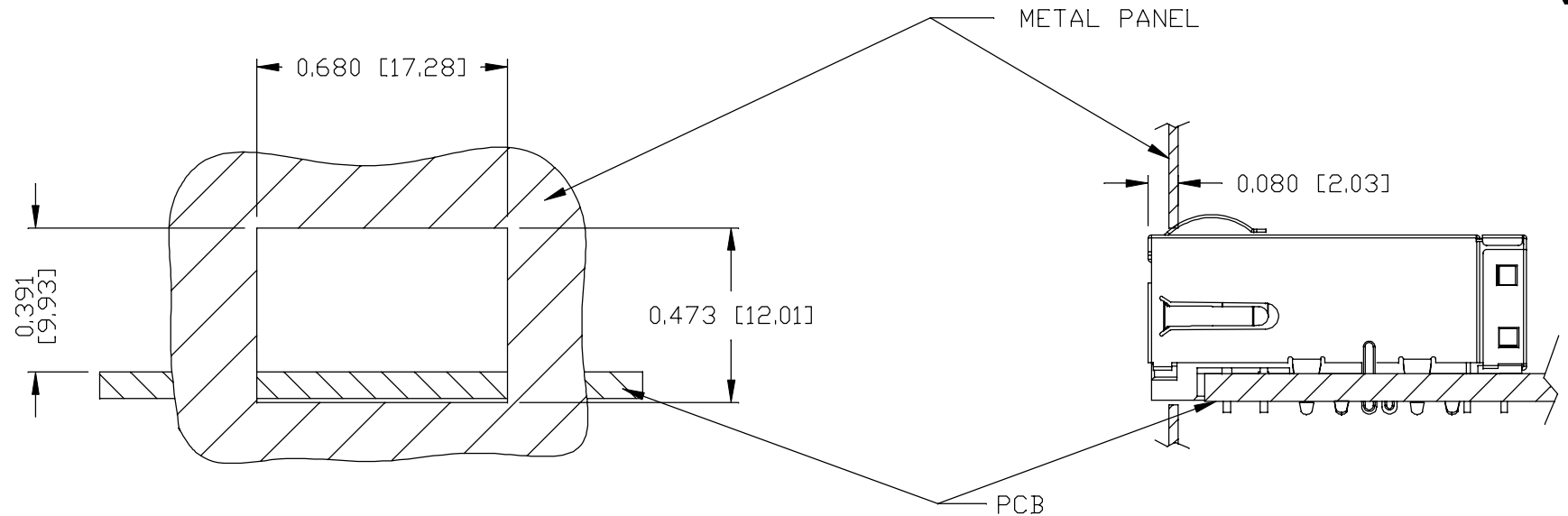


THE INFORMATION CONTAINED HEREIN IS CONSIDERED "PROPRIETARY" TO BEL FUSE INC. AND SHALL NOT BE COPIED, REPRODUCED OR DISCLOSED WITHOUT THE WRITTEN APPROVAL OF BEL FUSE INC.

RoHS



SUGGESTED PANEL OPENING



NOTE:

THE DISTANCE OF PANEL INSIDE SURFACE RELATIVE TO FRONT SURFACE OF PART IS ONLY A SUGGESTION. IN CASE THIS DISTANCE IS DIFFERENT, THE REQUIRED PANEL OPENING DIMENSIONS CHANGE ACCORDINGLY.

PACKING INFORMATION

PACKING TRAY : 0200-9999-M3(TOP)
0200-9999-M4(BOTTOM)

PACKING QUANTITY : 65 PCS FINISHED GOODS PER TRAY,
12 TRAYS (780 PCS FINISHED GOODS) PER CARTON BOX.

NOTE: CARDBOARDS ARE PLACED BETWEEN LAYERS OF PACKING TRAY INSIDE CARTON BOX.
(INCLUDE THE UPPERMOST AND LOWERMOST TRAY)

REV. : H PAGE : 6

ORIGINATED BY SANDY LIN DATE 2017-03-11	TITLE gigabit MagJack® (NanoJack) PATENTED	PART NO. / DRAWING NO. L834-1G1T-S7	STANDARD DIM. TOL. IN INCH	[] METRIC DIM. AS REF.
		FILE NAME L834-1G1T-S7_H.DWG	.X	UNIT : INCH [mm]
			.XX	SCALE : N/A
DRAWN BY XUE RIPING DATE 2017-03-11			.XXX	±0.004
			SIZE : A4	

