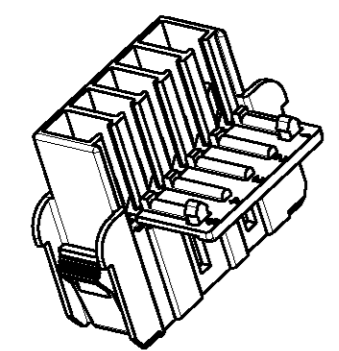
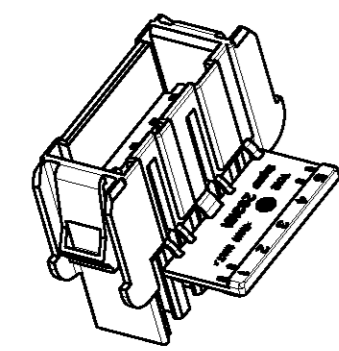


THIS DRAWING IS UNPUBLISHED. RELEASED FOR PUBLICATION 2003
 © COPYRIGHT 2003 BY TYCO ELECTRONICS CORPORATION. ALL RIGHTS RESERVED.

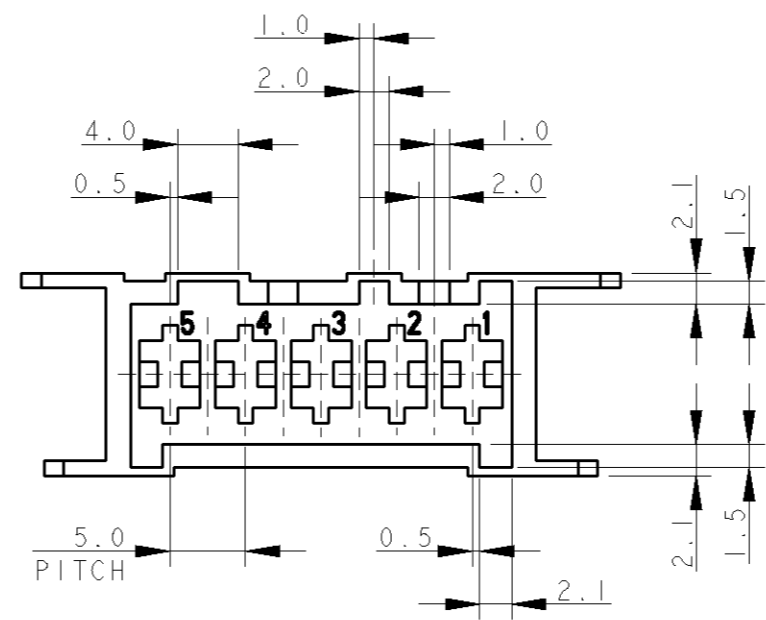
REVISIONS					
P	LTR	DESCRIPTION	DATE	DWN	APVD
1		CHANGED LATCHING TYPE	18 NOV 2005	HY	GT
0		P/N ASSIGNED	13 JAN 2006	HY	GT
A		RELEASED FOR ECR-06-008618	02 MAY 2006	HY	GT
B		ADDED -2 AND RELEASED, ECR-07-004530	13 APR 2007	HY	GT



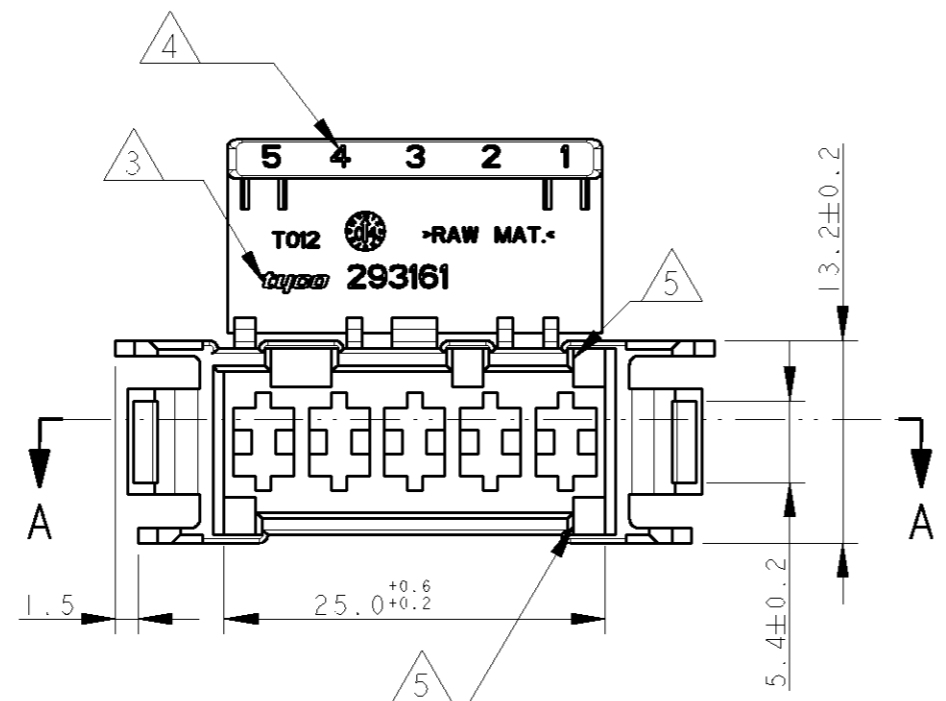
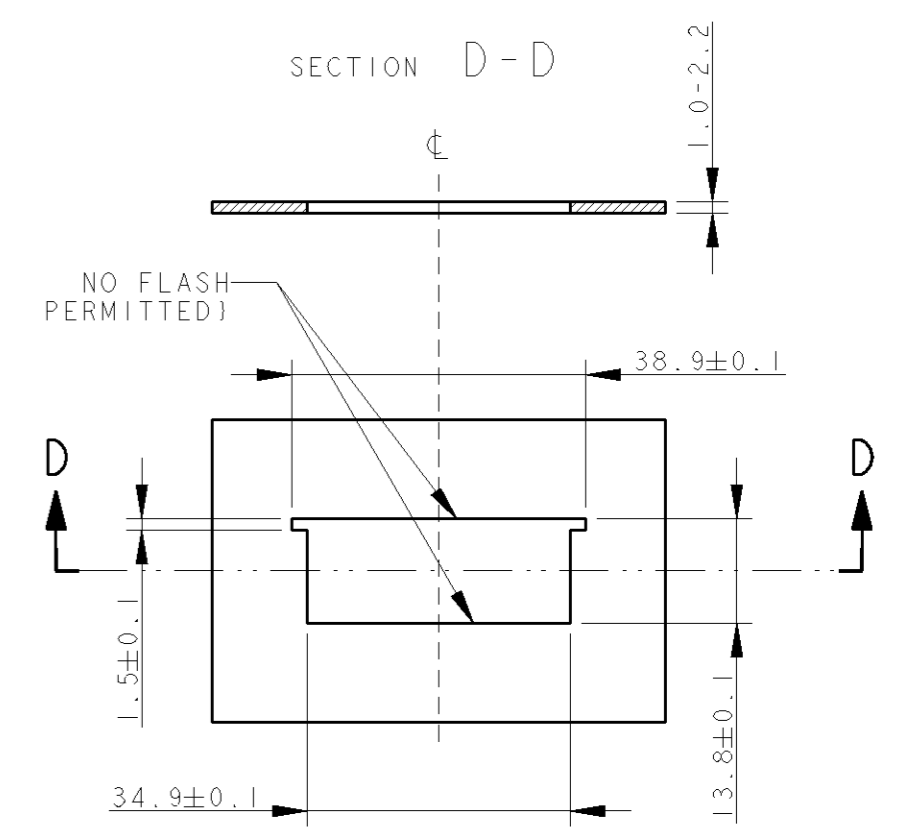
SCALE 1:1



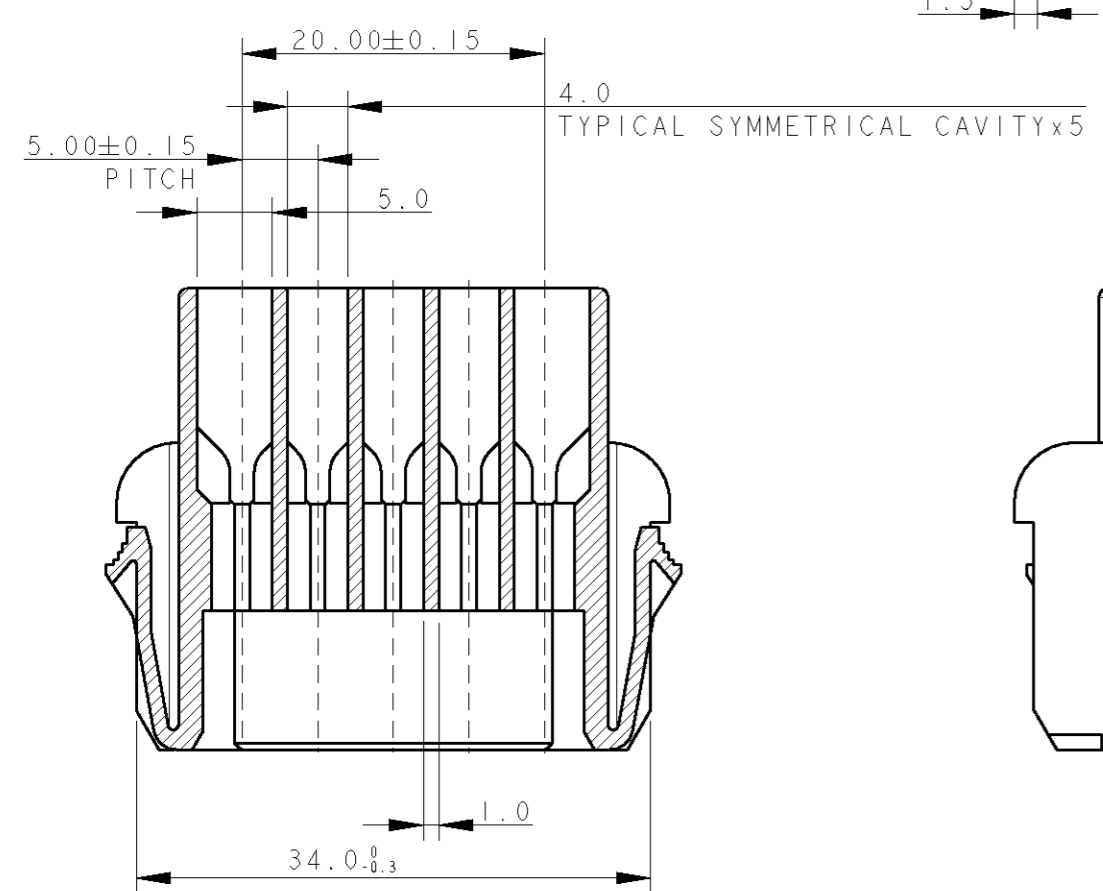
POLARIZATION KEYS SCHEME



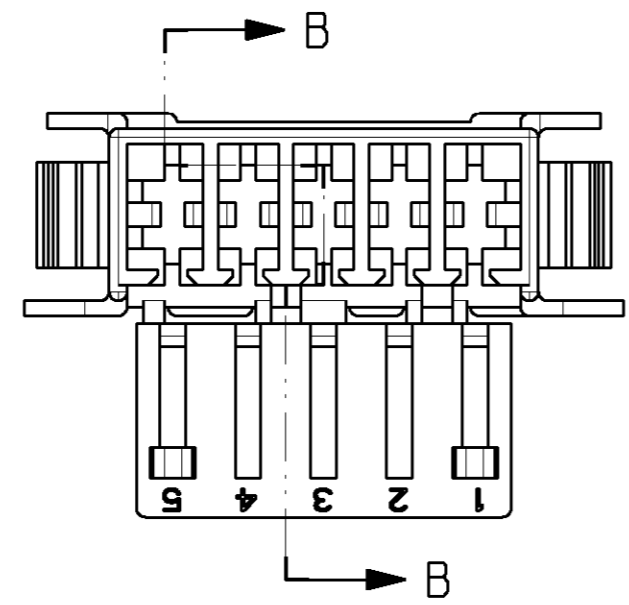
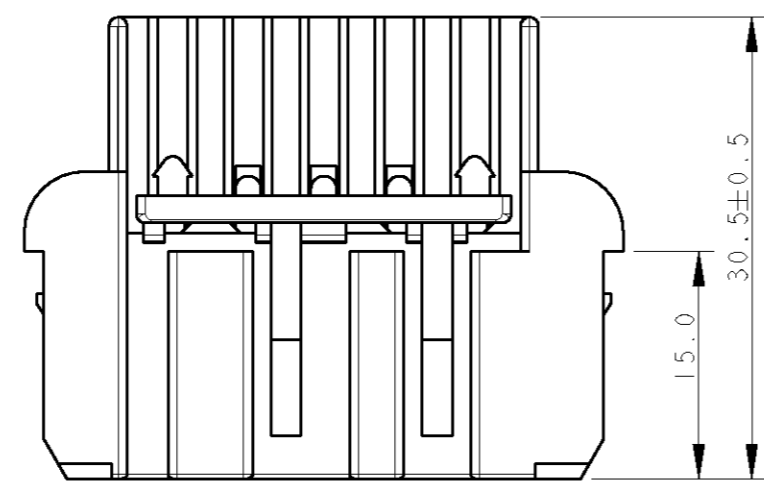
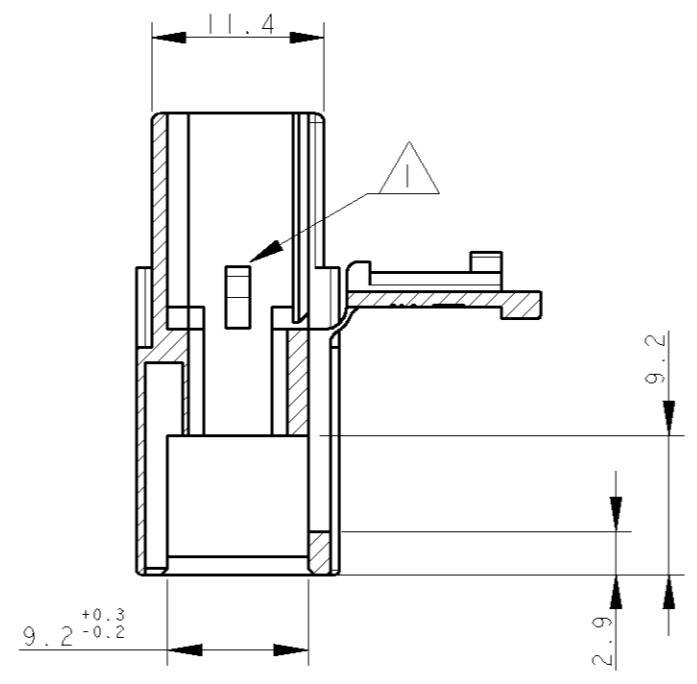
PANEL MOUNT DIMENSIONS
SCALE 1:1



SECTION A-A



SECTION B-B



- 1 TYPICAL CAVITY SUITABLE FOR: FASTIN-FASTON TAB CONTACTS 6.3 mm SRS; P/N: 293041
- 2 PA UNFILLED, UL 94-V2,
- 3 TYCO TRADEMARK "LOGO" AND TYCO ELECTRONICS "PART NUMBER" OPTIONAL POSITION.
- 4 CIRCUIT IDENTIFICATION NUMBERS, 1 TO 5
- 5 POLARIZATION KEYS DIMENSIONS AND POSITIONS ARE ACCORDING TO "RAST 5" NORM
- 6 PA UNFILLED UL 94 V2 ACCORDING TO IEC 60335-1 NORM.

	NATURAL	SEE NOTE 6	293161-2	B
	NATURAL	SEE NOTE 2	293161-1	B
NOTE	COLOUR	MATERIAL	TYCO P/N	REV

THIS DRAWING IS A CONTROLLED DOCUMENT FOR TYCO ELECTRONICS CORPORATION IT IS SUBJECT TO CHANGE AND THE CONTROLLING ENGINEERING ORGANIZATION SHOULD BE CONTACTED FOR THE LATEST REVISION.

DIMENSIONS:	TOLERANCES UNLESS OTHERWISE SPECIFIED:	DWN	02 AUG 2005	tyco Electronics AMP Italia S.p.A. C.so F. Cervi, 15 COLLEGGNO (TO)
mm	0 PLC ± 1 PLC ±0.3 2 PLC ± 3 PLC ± 4 PLC ±	CHK	H. YAALI	
	ANGLES ±°	APVD	G. TURCO	
MATERIAL	FINISH	PRODUCT SPEC	108-20256	NAME
SEE TABLE		APPLICATION SPEC		5 POS. FASTIN-FASTON Connector TAB HOUSING, RAST 5 1.0-2.2 MM THK. PANEL MOUNT VERSION
		WEIGHT		SIZE
		CUSTOMER DRAWING		A2
				CAGE CODE
				00779
				DRAWING NO
				G-293161
				RESTRICTED TO
				-
				SCALE
				2:1
				SHEET
				1
				OF
				1
				REV
				B