

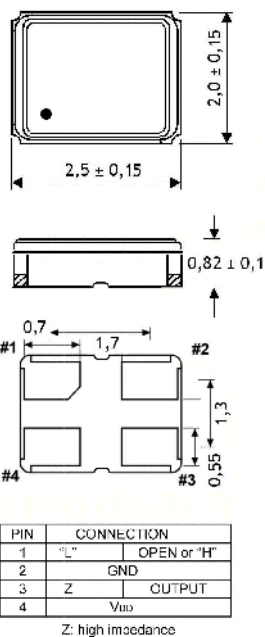


Clock Oscillator SMD-version

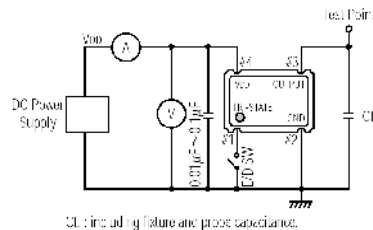
+3.3V

part no.	12.95568
model	KXO-V95F
frequency	24.0 MHz
frequency stability at -40° ~ +125°C	±50 ppm
operating temperature	-40° ~ +125°C
storage temperature	-40° ~ +85°C
symmetry	45% ~ 55% at 50% V _{DD} level
rise & fall time max.	10 ns (10% V _{DD} ~ 90% V _{DD} level)
"0" level max.	VOL: 10% V _{DD}
"1" level min.	VOH: 90% V _{DD}
input voltage V _{DD}	+3.3V ±5%
tri-state control voltage (Pin#1)	V _{IH} : V _{DD} x 0.7 min. V _{IL} : V _{DD} x 0.3 max.
supply voltage	-0.5V ~ +7.0V
input current	1.65 mA typ., 5.0mA max.
output load max.	15pF (HCMOS)
start up time max.	10 ms
disable delay time max.	150 ns
enable delay time max.	10 ms
stand by current max.	50 µA (Pin #1=VIL)
jitter	deterministic jitter 5ps max. norm 1-sigma 7ps max. random jitter 7ps max. peak to peak 40ps max.
AEC-Q200 qualified	yes
contents of reel	1000 pcs.

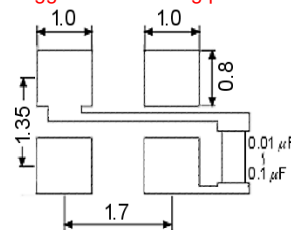
Dimensions (mm):



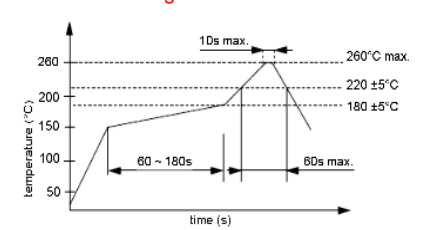
Test circuit:



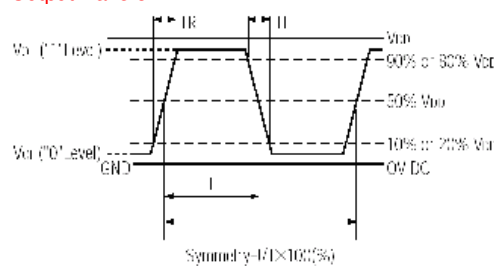
Suggested soldering pad:



Reflow soldering condition:



Output waveform:



Tape specification:

